



Real GDP:2021 Q3 -1.5%

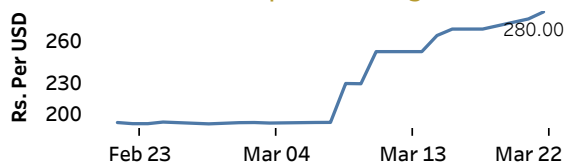
NCPI Y-o-Y Change:February 17.5%

CCPI Y-o-Y Change:February 15.1%

Exchange Rates

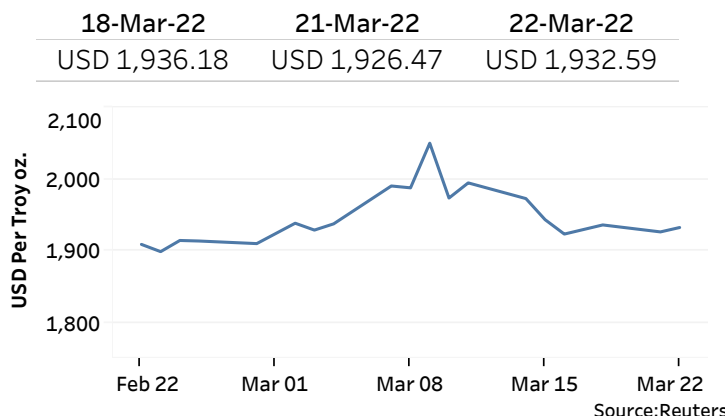
| 22-Mar-22 | TT Buying | TT Selling |
|--------------|-----------|------------|
| Rs. Per Unit | | |
| USD | 272.0686 | 282.4956 |
| GBP | 359.0877 | 372.6836 |
| EUR | 302.6655 | 313.5667 |
| JPY | 2.2767 | 2.3757 |

Indicative USD Spot Exchange Rate



Source: Central Bank of Sri Lanka

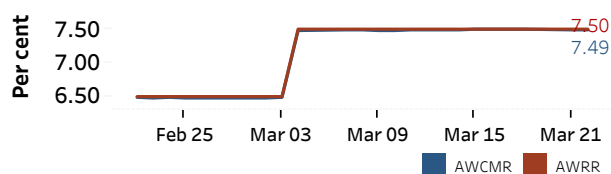
Gold Price



Money Market

Policy Rates: SDF Rate: 6.50% SLF Rate: 7.50% Bank Rate: 10.50% SRR: 4.00%

Overnight Money Market Rates



Yield Rates of T-Bills

| | Primary Market | Secondary Market |
|---------|----------------|------------------|
| | 18-Mar-22 | 21-Mar-22 |
| 91 Day | 11.35 | 9.74 |
| 182 Day | 11.05 | 9.88 |
| 364 Day | 11.15 | 10.34 |

Source: Central Bank of Sri Lanka

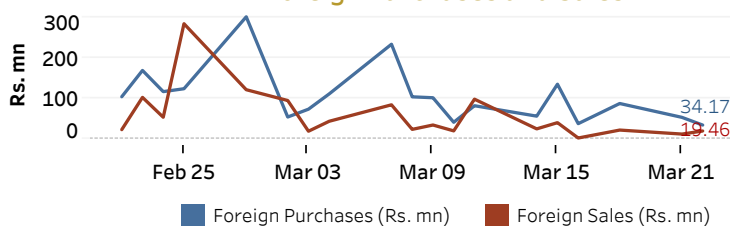
| | 21-Mar-22 | 22-Mar-22 |
|------------------------------|-----------|-----------|
| Overnight Liquidity (Rs. bn) | -525.90 | -548.63 |

Share Market

| 22-Mar-22 | |
|----------------|-----------------|
| ASPI | 10,490.74 |
| S&P SL20 | 3,593.31 |
| Daily Turnover | Rs. 1,331.37 mn |

| Market Capitalisation | PE Ratio |
|-----------------------|----------|
| Rs. 4,565.30 bn | 10.5 |

Foreign Purchases and Sales



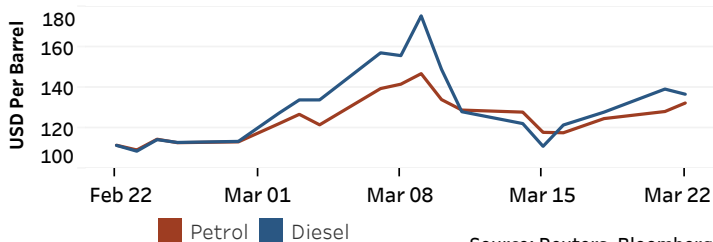
Source: Colombo Stock Exchange

Energy

USD per Barrel

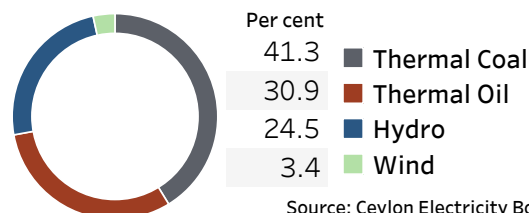
Petroleum Products

| Crude Oil | | | Refined (Singapore Platts) | | |
|-------------|-----------|-----------|----------------------------|-----------|-----------|
| 23-Mar-22 * | 21-Mar-22 | 22-Mar-22 | 22-Mar-22 | 22-Mar-22 | 22-Mar-22 |
| Brent | WTI | OPEC | Petrol | Diesel | Kerosene |
| 116.02 | 109.81 | 113.84 | 132.50 | 136.84 | 135.05 |



Electricity Generation

| | 22-Mar-22 |
|--------------------|-----------|
| Total Energy (GWh) | 47.43 |
| Peak Demand (MW) | 2,401.30 |



Source: Ceylon Electricity Board