



Real GDP:2021 Q3 -1.5%

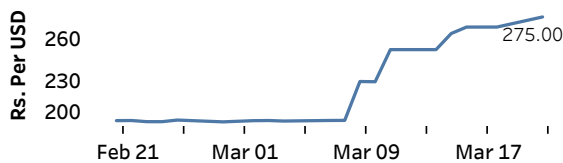
NCPI Y-o-Y Change:January 16.8%

CCPI Y-o-Y Change:February 15.1%

Exchange Rates

21-Mar-22	TT Buying	TT Selling
Rs. Per Unit		
USD	264.6677	274.9979
GBP	349.8103	363.3151
EUR	295.9442	306.7773
JPY	2.2281	2.3266

Indicative USD Spot Exchange Rate



Source: Central Bank of Sri Lanka

Gold Price

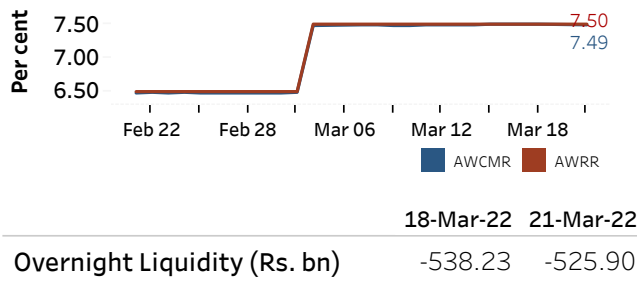


Source: Reuters

Money Market

Policy Rates: SDF Rate: 6.50% SLF Rate: 7.50% Bank Rate: 10.50% SRR: 4.00%

Overnight Money Market Rates



Yield Rates of T-Bills

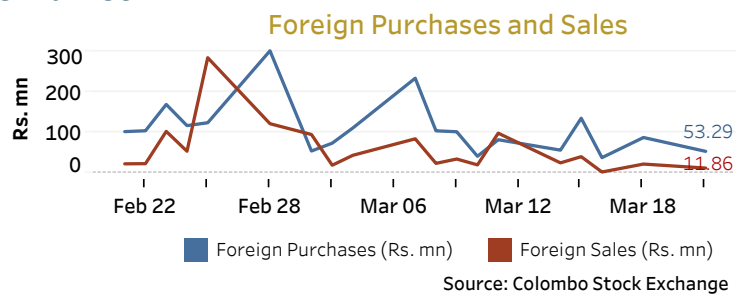
	Primary Market	Secondary Market
	18-Mar-22	18-Mar-22
91 Day	11.35	11.31
182 Day	11.05	9.88
364 Day	11.15	10.34

Source: Central Bank of Sri Lanka

Share Market

21-Mar-22	
ASPI	▲ 10,421.74
S&P SL20	▲ 3,617.86
Daily Turnover	
Rs. 1,112.21 mn	

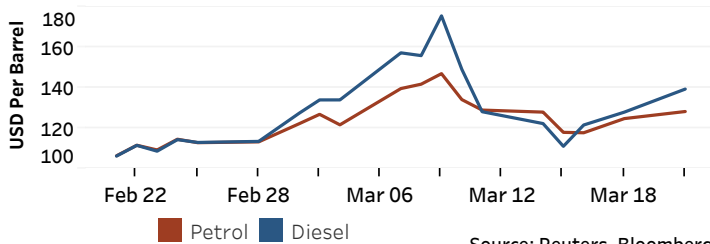
Market Capitalisation	PE Ratio
Rs. 4,583.14 bn	10.5



Source: Colombo Stock Exchange

Energy

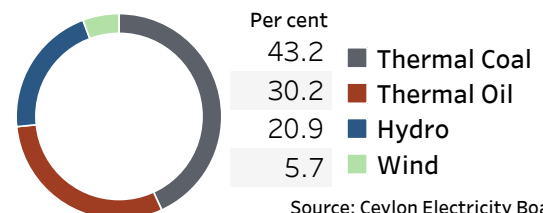
Crude Oil			Refined (Singapore Platts)		
22-Mar-22 *	16-Mar-22	21-Mar-22			
Brent	WTI	OPEC	Petrol	Diesel	Kerosene
118.97	114.85	104.06	128.30	139.39	137.47



Source: Reuters, Bloomberg

Electricity Generation

21-Mar-22	
Total Energy (GWh)	45.03
Peak Demand (MW)	2,246.10



Source: Ceylon Electricity Board