



Real GDP:2021 Q3 -1.5%

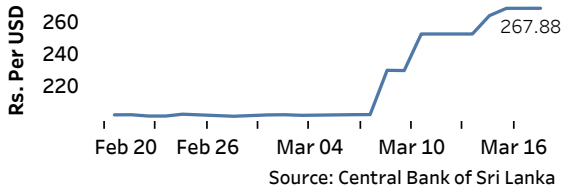
NCPI Y-o-Y Change:January 16.8%

CCPI Y-o-Y Change:February 15.1%

Exchange Rates

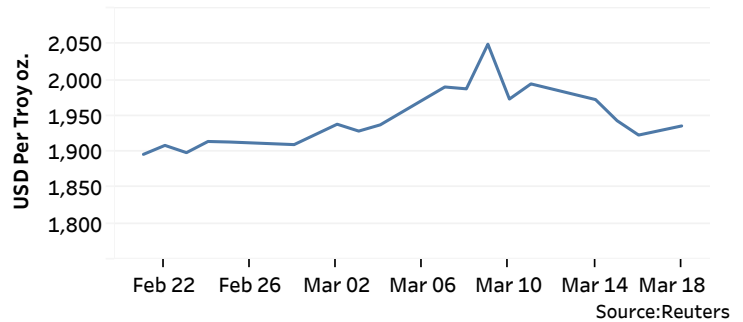
18-Mar-22	TT Buying	TT Selling
Rs. Per Unit		
USD	264.6677	274.9979
GBP	349.7364	363.2401
EUR	296.9913	307.8427
JPY	2.2362	2.3349

Indicative USD Spot Exchange Rate



Gold Price

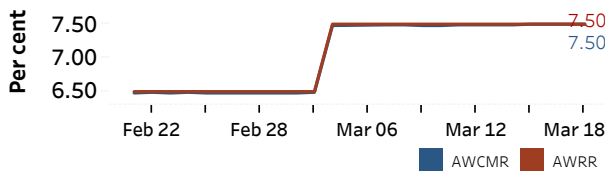
15-Mar-22	16-Mar-22	18-Mar-22
USD 1,943.49	USD 1,923.44	USD 1,936.18



Money Market

Policy Rates: SDF Rate: 6.50% SLF Rate: 7.50% Bank Rate: 10.50% SRR: 4.00%

Overnight Money Market Rates



	16-Mar-22	18-Mar-22
Overnight Liquidity (Rs. bn)	-562.81	-538.23

Yield Rates of T-Bills

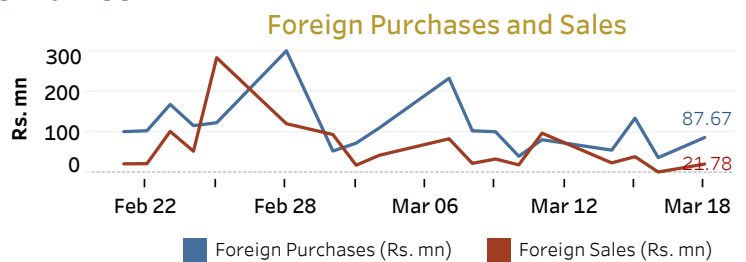
	Primary Market 11-Mar-22	Secondary Market 16-Mar-22
91 Day	10.29	9.97
182 Day	10.48	9.88
364 Day	10.66	10.34

Source: Central Bank of Sri Lanka

Share Market

18-Mar-22	
ASPI	▲ 10,353.83
S&P SL20	▲ 3,585.47
Daily Turnover	
Rs. 1,417.56 mn	

Market Capitalisation	PE Ratio
Rs. 4,553.05 bn	10.4

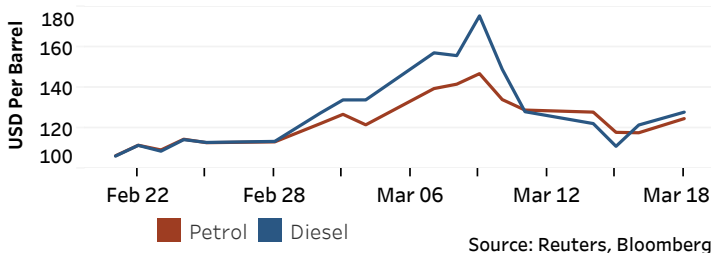


Source: Colombo Stock Exchange

Energy

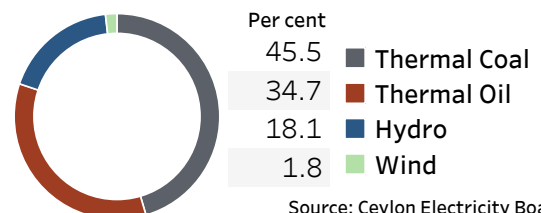
Petroleum Products

Crude Oil			Refined (Singapore Platts)		
21-Mar-22 *	18-Mar-22		18-Mar-22		
Brent	WTI	OPEC	Petrol	Diesel	Kerosene
110.91	107.68	104.96	124.80	127.99	127.64



Electricity Generation

	18-Mar-22
Total Energy (GWh)	43.58
Peak Demand (MW)	2,250.40



Source: Ceylon Electricity Board