



Real GDP:2021 Q3 -1.5%

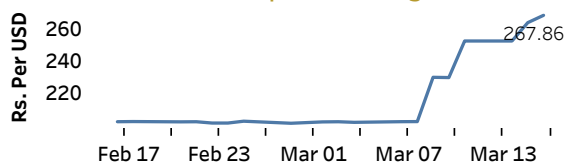
NCPI Y-o-Y Change:January 16.8%

CCPI Y-o-Y Change:February 15.1%

Exchange Rates

16-Mar-22	TT Buying	TT Selling
Rs. Per Unit		
USD	264.6677	274.9979
GBP	346.7284	360.1834
EUR	293.6823	304.4733
JPY	2.2446	2.3434

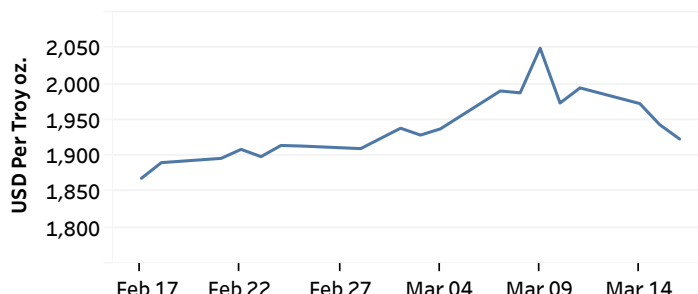
Indicative USD Spot Exchange Rate



Source: Central Bank of Sri Lanka

Gold Price

14-Mar-22	15-Mar-22	16-Mar-22
USD 1,972.89	USD 1,943.49	USD 1,923.44

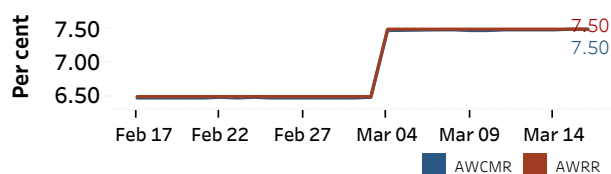


Source: Reuters

Money Market

Policy Rates: SDF Rate: 6.50% SLF Rate: 7.50% Bank Rate: 10.50% SRR: 4.00%

Overnight Money Market Rates



15-Mar-22 16-Mar-22

Overnight Liquidity (Rs. bn) -534.74 -562.81

Yield Rates of T-Bills

	Primary Market 11-Mar-22	Secondary Market 15-Mar-22
91 Day	10.29	9.67
182 Day	10.48	9.88
364 Day	10.66	10.34

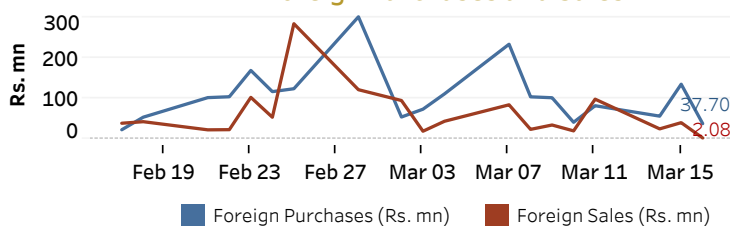
Source: Central Bank of Sri Lanka

Share Market

16-Mar-22	
ASPI	10,222.55
S&P SL20	3,524.06
Daily Turnover	
Rs. 2,921.08 mn	

Market Capitalisation	PE Ratio
Rs. 4,456.81 bn	10.2

Foreign Purchases and Sales



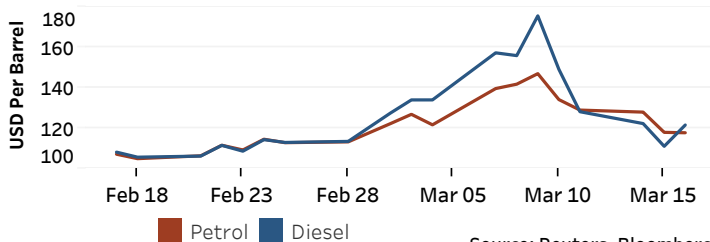
Source: Colombo Stock Exchange

Energy

USD per Barrel

Petroleum Products

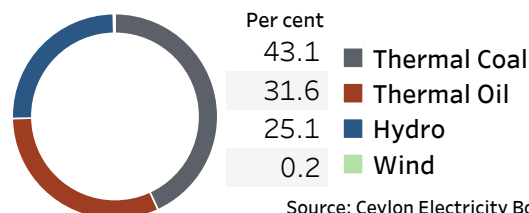
Crude Oil			Refined (Singapore Platts)		
18-Mar-22 *	16-Mar-22		16-Mar-22		
Brent	WTI	OPEC	Petrol	Diesel	Kerosene
108.89	105.23	104.06	117.80	121.63	120.95



Source: Reuters, Bloomberg

Electricity Generation

16-Mar-22	
Total Energy (GWh)	45.88
Peak Demand (MW)	2,561.50



Source: Ceylon Electricity Board