



Real GDP:2021 Q3 -1.5%

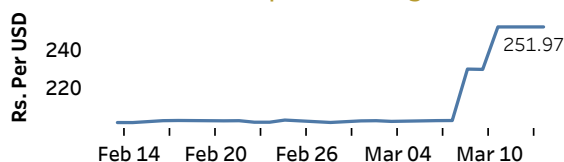
NCPI Y-o-Y Change:January 16.8%

CCPI Y-o-Y Change:February 15.1%

Exchange Rates

14-Mar-22	TT Buying	TT Selling
Rs. Per Unit		
USD	249.9603	259.9999
GBP	327.0496	340.2082
EUR	276.3497	286.8405
JPY	2.1311	2.2280

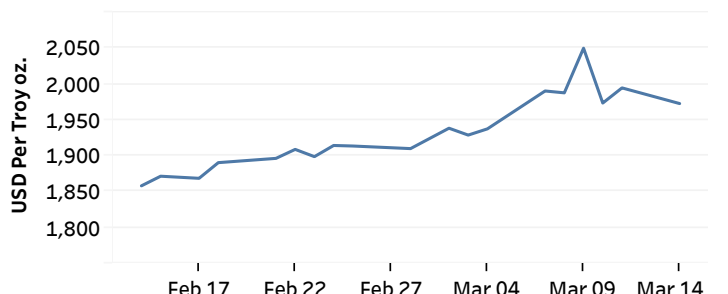
Indicative USD Spot Exchange Rate



Source: Central Bank of Sri Lanka

Gold Price

10-Mar-22	11-Mar-22	14-Mar-22
USD 1,973.63	USD 1,994.75	USD 1,972.89

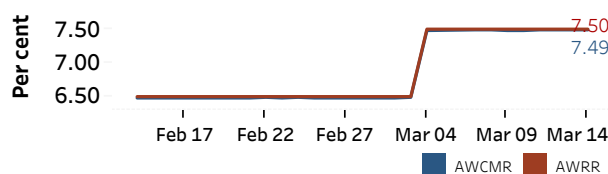


Source: Reuters

Money Market

Policy Rates: SDF Rate: 6.50% SLF Rate: 7.50% Bank Rate: 10.50% SRR: 4.00%

Overnight Money Market Rates



11-Mar-22 14-Mar-22

Overnight Liquidity (Rs. bn) -628.57 -626.17

Yield Rates of T-Bills

	Primary Market	Secondary Market
	11-Mar-22	11-Mar-22
91 Day	10.29	10.07
182 Day	10.48	9.75
364 Day	10.66	10.34

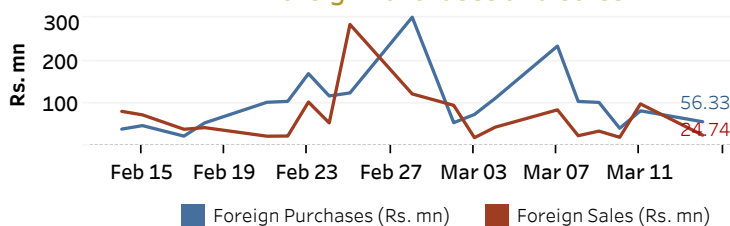
Source: Central Bank of Sri Lanka

Share Market

14-Mar-22	
ASPI	10,565.26
S&P SL20	3,616.78
Daily Turnover	
Rs. 1,307.53 mn	

Market Capitalisation	PE Ratio
Rs. 4,638.61 bn	10.6

Foreign Purchases and Sales



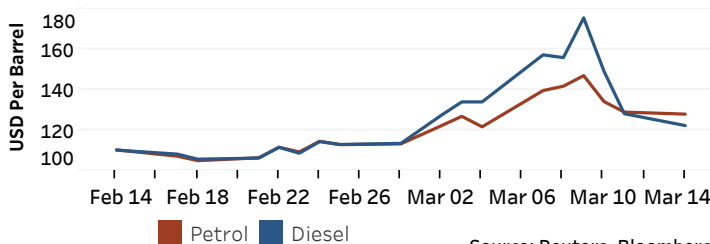
Source: Colombo Stock Exchange

Energy

USD per Barrel

Petroleum Products

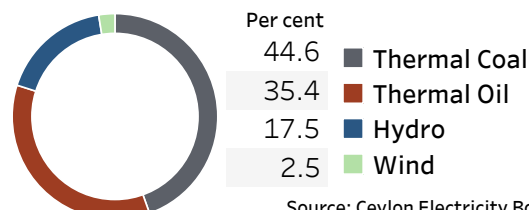
Crude Oil			Refined (Singapore Platts)		
15-Mar-22 *	11-Mar-22		14-Mar-22		
Brent	WTI	OPEC	Petrol	Diesel	Kerosene
100.65	97.40	113.29	128.00	122.34	121.28



Source: Reuters, Bloomberg

Electricity Generation

	14-Mar-22
Total Energy (GWh)	44.49
Peak Demand (MW)	2,394.40



Source: Ceylon Electricity Board