



Real GDP:2021 Q3 -1.5%

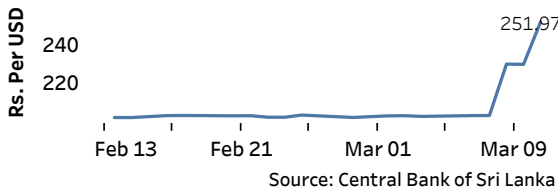
NCPI Y-o-Y Change:January 16.8%

CCPI Y-o-Y Change:February 15.1%

### Exchange Rates

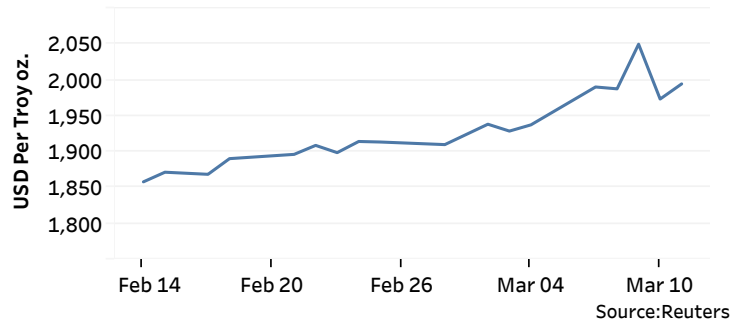
11-Mar-22	TT Buying	TT Selling
Rs. Per Unit		
USD	249.9603	259.9999
GBP	328.4536	341.6314
EUR	278.2912	288.8135
JPY	2.1570	2.2543

#### Indicative USD Spot Exchange Rate



### Gold Price

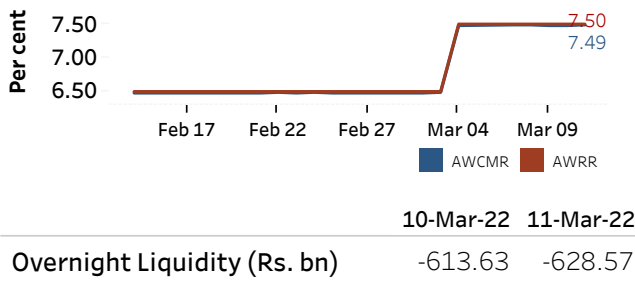
09-Mar-22	10-Mar-22	11-Mar-22
USD 2,050.05	USD 1,973.63	USD 1,994.75



### Money Market

Policy Rates: SDF Rate: 6.50% SLF Rate: 7.50% Bank Rate: 10.50% SRR: 4.00%

#### Overnight Money Market Rates



#### Yield Rates of T-Bills

	Primary Market 04-Mar-22	Secondary Market 10-Mar-22
91 Day	9.33	9.00
182 Day	9.88	9.75
364 Day	9.95	8.55

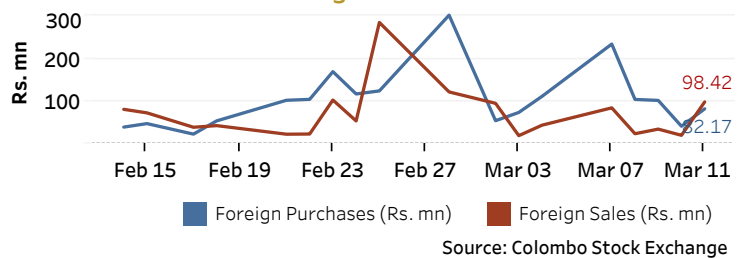
Source: Central Bank of Sri Lanka

### Share Market

	11-Mar-22
ASPI	10,677.46
S&P SL20	3,655.18
Daily Turnover	Rs. 3,054.53 mn

Market Capitalisation	PE Ratio
Rs. 4,700.24 bn	10.8

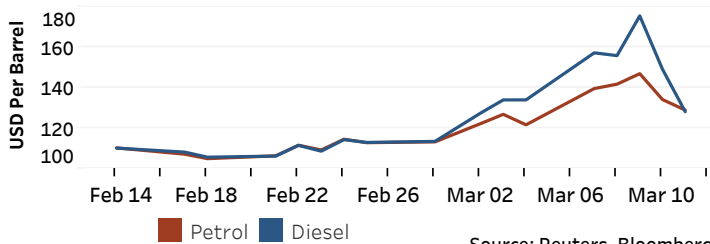
#### Foreign Purchases and Sales



### Energy

#### Petroleum Products

Crude Oil			Refined (Singapore Platts)		
14-Mar-22 *	10-Mar-22	11-Mar-22	Petrol	Diesel	Kerosene
Brent	WTI	OPEC	129.01	128.20	124.44
109.58	106.20	117.23			



#### Electricity Generation

	11-Mar-22
Total Energy (GWh)	47.19
Peak Demand (MW)	2,218.20

