



Real GDP:2021 Q3 -1.5%

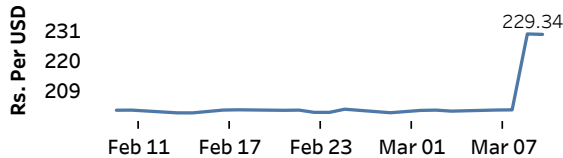
NCPI Y-o-Y Change:January 16.8%

CCPI Y-o-Y Change:February 15.1%

### Exchange Rates

10-Mar-22	TT Buying	TT Selling
Rs. Per Unit		
USD	249.9603	259.9999
GBP	330.3212	343.5251
EUR	279.6740	290.2202
JPY	2.1601	2.2576

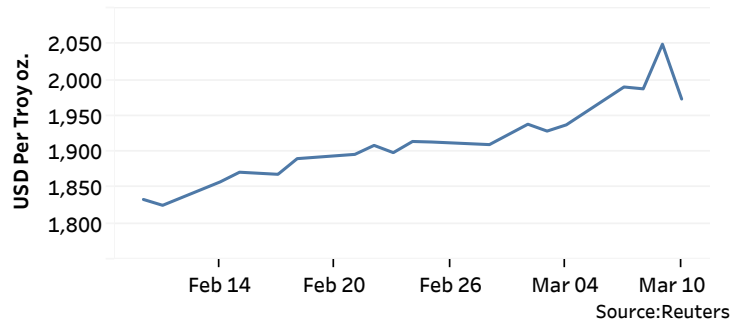
#### Indicative USD Spot Exchange Rate



Source: Central Bank of Sri Lanka

### Gold Price

08-Mar-22	09-Mar-22	10-Mar-22
USD 1,987.85	USD 2,050.05	USD 1,973.63

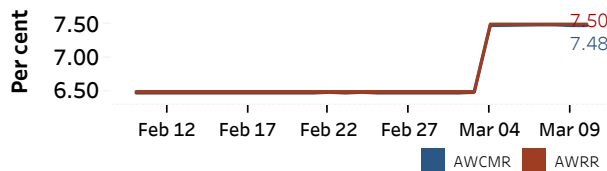


Source: Reuters

### Money Market

Policy Rates: SDF Rate: 6.50% SLF Rate: 7.50% Bank Rate: 10.50% SRR: 4.00%

#### Overnight Money Market Rates



09-Mar-22 10-Mar-22

Overnight Liquidity (Rs. bn) -605.93 -613.63

#### Yield Rates of T-Bills

	Primary Market 04-Mar-22	Secondary Market 09-Mar-22
91 Day	9.33	9.74
182 Day	9.88	9.75
364 Day	9.95	8.55

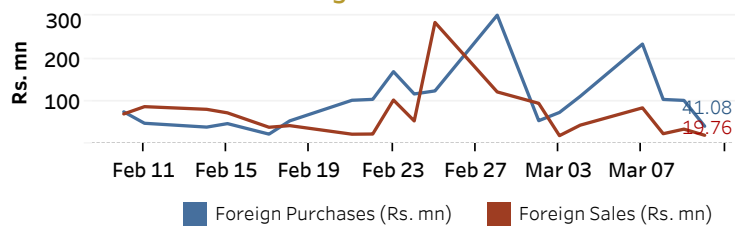
Source: Central Bank of Sri Lanka

### Share Market

10-Mar-22	
ASPI	▲ 10,856.07
S&P SL20	▲ 3,731.14
Daily Turnover	
Rs. 3,577.37 mn	

Market Capitalisation	PE Ratio
Rs. 4,812.82 bn	11.0

#### Foreign Purchases and Sales

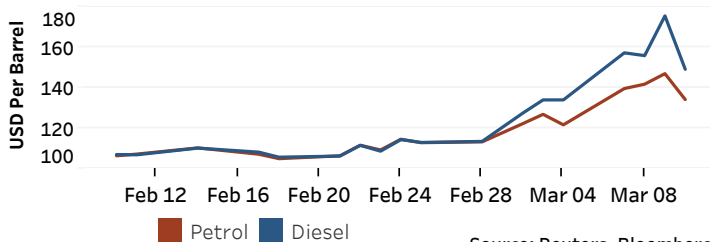


Source: Colombo Stock Exchange

### Energy

#### Petroleum Products

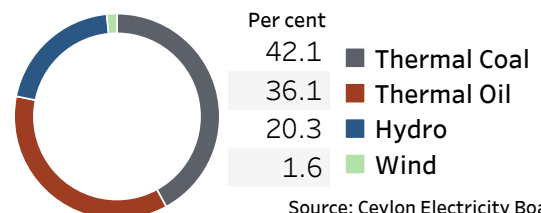
Crude Oil			Refined (Singapore Platts)		
11-Mar-22 *	09-Mar-22	10-Mar-22	10-Mar-22	10-Mar-22	10-Mar-22
Brent	WTI	OPEC	Petrol	Diesel	Kerosene
108.66	105.84	128.46	134.20	149.16	143.44



Source: Reuters, Bloomberg

#### Electricity Generation

	10-Mar-22
Total Energy (GWh)	47.22
Peak Demand (MW)	2,304.80



Source: Ceylon Electricity Board