



Real GDP:2021 Q3 -1.5%

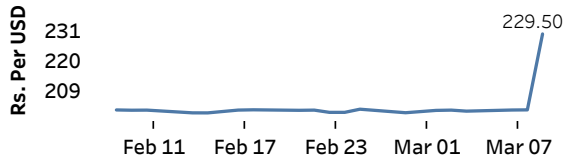
NCPI Y-o-Y Change:January 16.8%

CCPI Y-o-Y Change:February 15.1%

Exchange Rates

09-Mar-22	TT Buying	TT Selling
Rs. Per Unit		
USD	225.2013	229.9987
GBP	293.9019	302.7627
EUR	245.4592	255.3784
JPY	1.9330	2.0007

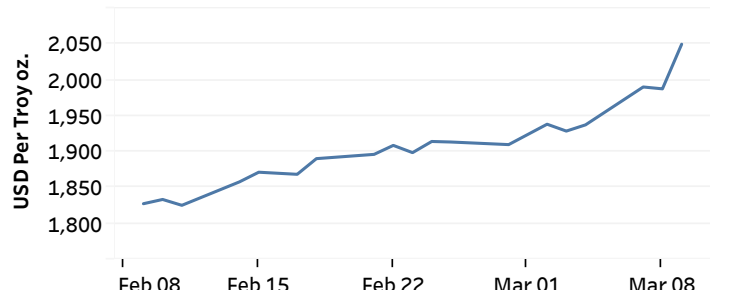
Indicative USD Spot Exchange Rate



Source: Central Bank of Sri Lanka

Gold Price

07-Mar-22	08-Mar-22	09-Mar-22
USD 1,990.45	USD 1,987.85	USD 2,050.05

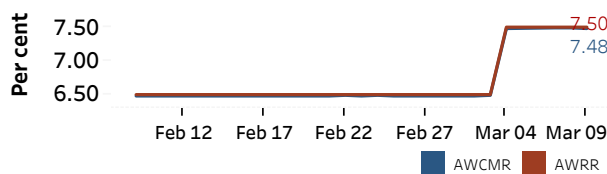


Source: Reuters

Money Market

Policy Rates: SDF Rate: 6.50% SLF Rate: 7.50% Bank Rate: 10.50% SRR: 4.00%

Overnight Money Market Rates



08-Mar-22 09-Mar-22

Overnight Liquidity (Rs. bn) -602.36 -605.93

Yield Rates of T-Bills

	Primary Market 04-Mar-22	Secondary Market 08-Mar-22
91 Day	9.33	9.54
182 Day	9.88	9.75
364 Day	9.95	8.55

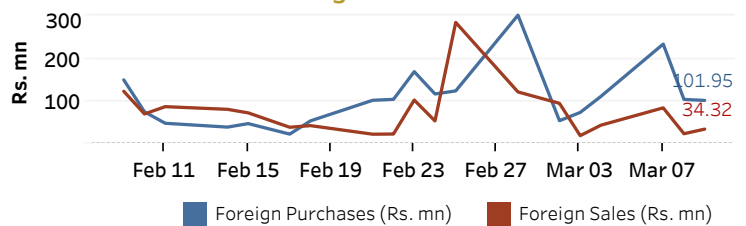
Source: Central Bank of Sri Lanka

Share Market

09-Mar-22	
ASPI	10,163.72
S&P SL20	3,438.25
Daily Turnover	
Rs. 2,500.00 mn	

Market Capitalisation	PE Ratio
Rs. 4,402.58 bn	10.1

Foreign Purchases and Sales



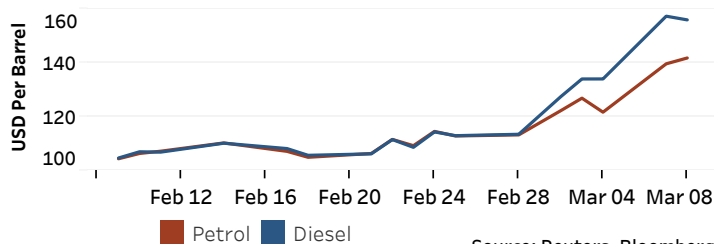
Source: Colombo Stock Exchange

Energy

USD per Barrel

Petroleum Products

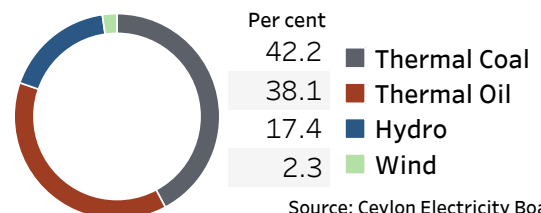
Crude Oil			Refined (Singapore Platts)		
10-Mar-22 *	08-Mar-22		08-Mar-22		
Brent	WTI	OPEC	Petrol	Diesel	Kerosene
112.60	109.63	127.93	141.81	155.93	148.16



Source: Reuters, Bloomberg

Electricity Generation

	09-Mar-22
Total Energy (GWh)	47.09
Peak Demand (MW)	2,454.00



Source: Ceylon Electricity Board