



Real GDP:2021 Q3 -1.5%

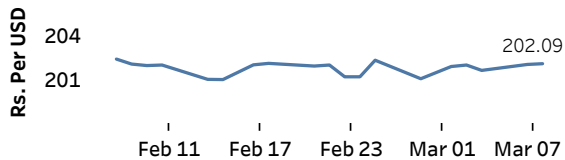
NCPI Y-o-Y Change:January 16.8%

CCPI Y-o-Y Change:February 15.1%

Exchange Rates

08-Mar-22	TT Buying	TT Selling
Rs. Per Unit		
USD	225.2013	229.9987
GBP	294.0615	302.9219
EUR	244.4805	254.3786
JPY	1.9402	2.0081

Indicative USD Spot Exchange Rate



Source: Central Bank of Sri Lanka

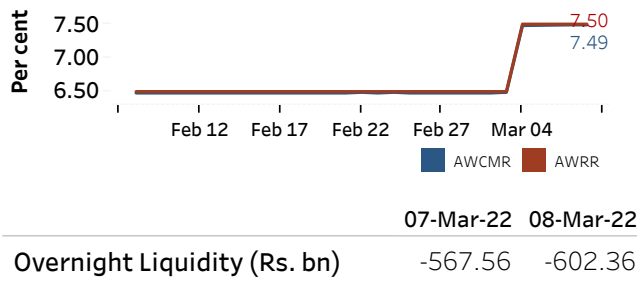
Gold Price



Money Market

Policy Rates: SDF Rate: 6.50% SLF Rate: 7.50% Bank Rate: 10.50% SRR: 4.00%

Overnight Money Market Rates



07-Mar-22 08-Mar-22

Overnight Liquidity (Rs. bn) -567.56 -602.36

Yield Rates of T-Bills

	Primary Market 04-Mar-22	Secondary Market 07-Mar-22
91 Day	9.33	9.11
182 Day	9.88	9.75
364 Day	9.95	8.55

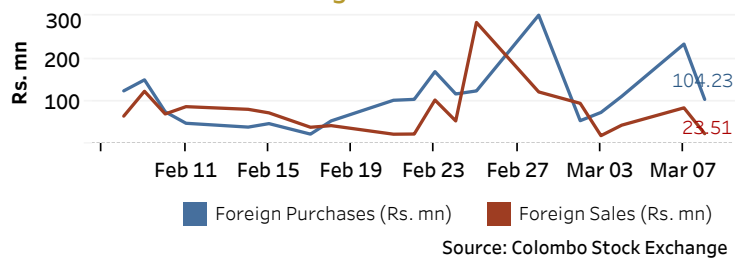
Source: Central Bank of Sri Lanka

Share Market

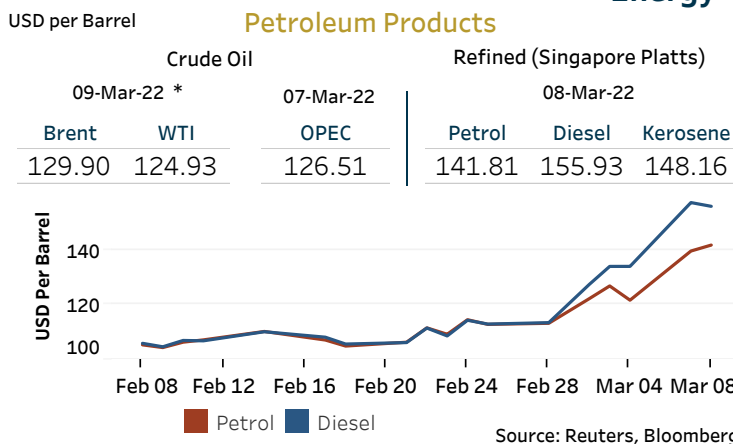
08-Mar-22		
ASPI	▼	10,523.03
S&P SL20	▼	3,586.93
Daily Turnover		Rs. 3,483.51 mn

Market Capitalisation	PE Ratio
Rs. 4,639.98 bn	10.6

Foreign Purchases and Sales



Energy



Electricity Generation

	08-Mar-22
Total Energy (GWh)	44.57
Peak Demand (MW)	n.a.

