



Real GDP:2021 Q3 -1.5%

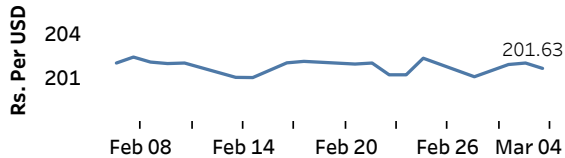
NCPI Y-o-Y Change:January 16.8%

CCPI Y-o-Y Change:February 15.1%

Exchange Rates

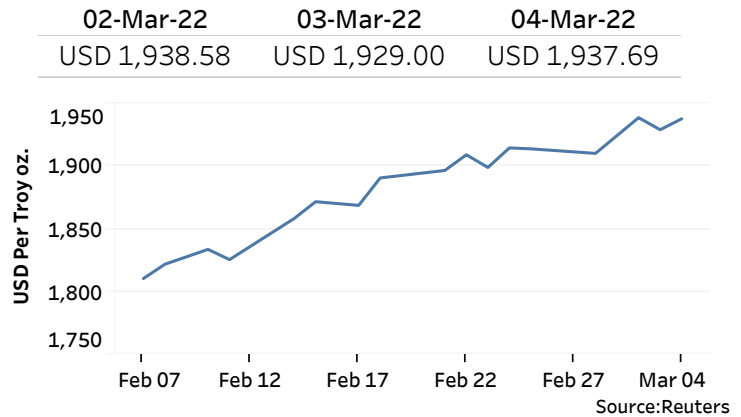
04-Mar-22	TT Buying	TT Selling
Rs. Per Unit		
USD	198.5008	202.9992
GBP	263.5195	271.9153
EUR	218.9132	228.3663
JPY	1.7086	1.7726

Indicative USD Spot Exchange Rate



Source: Central Bank of Sri Lanka

Gold Price

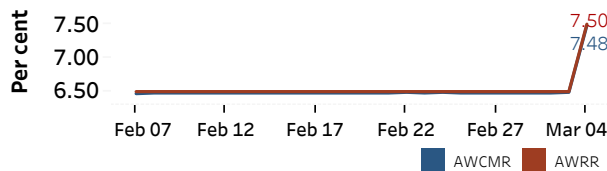


Source: Reuters

Money Market

Policy Rates: SDF Rate: 6.50% SLF Rate: 7.50% Bank Rate: 10.50% SRR: 4.00%

Overnight Money Market Rates



03-Mar-22 04-Mar-22

Overnight Liquidity (Rs. bn) -592.02 -589.67

Yield Rates of T-Bills

	Primary Market 25-Feb-22	Secondary Market 03-Mar-22
91 Day	8.61	8.34
182 Day	8.53	8.45
364 Day	8.53	8.25

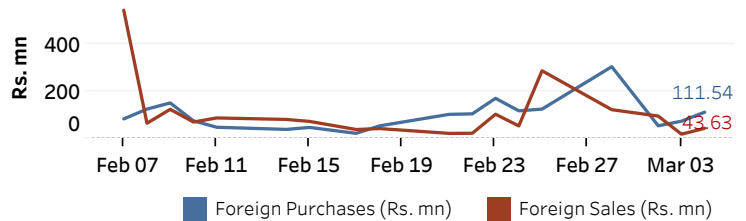
Source: Central Bank of Sri Lanka

Share Market

04-Mar-22	
ASPI	▲ 11,243.49
S&P SL20	▲ 3,819.44
Daily Turnover	
Rs. 3,022.47 mn	

Market Capitalisation	PE Ratio
Rs. 5,078.83 bn	11.6

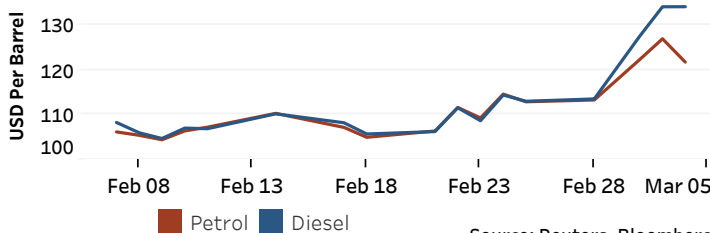
Foreign Purchases and Sales



Source: Colombo Stock Exchange

Energy

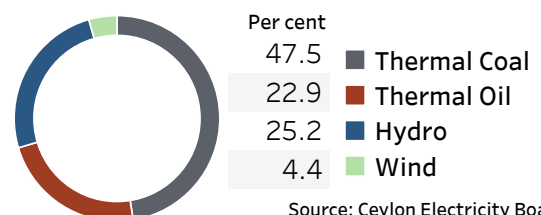
Crude Oil			Refined (Singapore Platts)		
07-Mar-22 *		03-Mar-22	04-Mar-22		
Brent	WTI	OPEC	Petrol	Diesel	Kerosene
127.42	123.65	117.60	121.72	134.04	125.07



Source: Reuters, Bloomberg

Electricity Generation

04-Mar-22	
Total Energy (GWh)	41.65
Peak Demand (MW)	1,973.70



Source: Ceylon Electricity Board