



Real GDP:2021 Q3 -1.5%

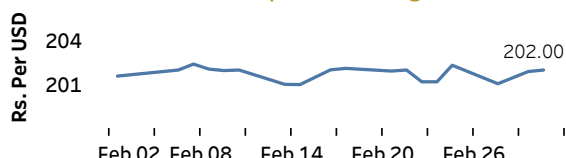
NCPI Y-o-Y Change:January 16.8%

CCPI Y-o-Y Change:February 15.1%

Exchange Rates

03-Mar-22	TT Buying	TT Selling
Rs. Per Unit		
USD	198.5008	202.9992
GBP	264.3004	272.7096
EUR	220.0013	229.4752
JPY	1.7071	1.7710

Indicative USD Spot Exchange Rate



Source: Central Bank of Sri Lanka

Gold Price

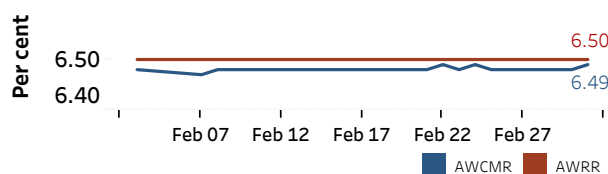


Source: Reuters

Money Market

Policy Rates: SDF Rate: 5.50% SLF Rate: 6.50% Bank Rate: 9.50% SRR: 4.00%

Overnight Money Market Rates



02-Mar-22 03-Mar-22

Overnight Liquidity (Rs. bn) -578.93 -592.02

Yield Rates of T-Bills

	Primary Market 25-Feb-22	Secondary Market 02-Mar-22
91 Day	8.61	8.35
182 Day	8.53	8.66
364 Day	8.53	8.25

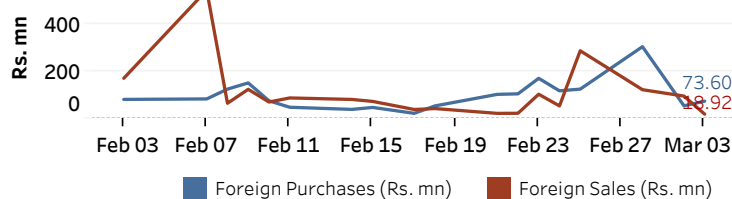
Source: Central Bank of Sri Lanka

Share Market

03-Mar-22	
ASPI	11,162.66
S&P SL20	3,765.00
Daily Turnover	
Rs.2,071.49 mn	

Market Capitalisation	PE Ratio
Rs. 5,019.05 bn	11.5

Foreign Purchases and Sales

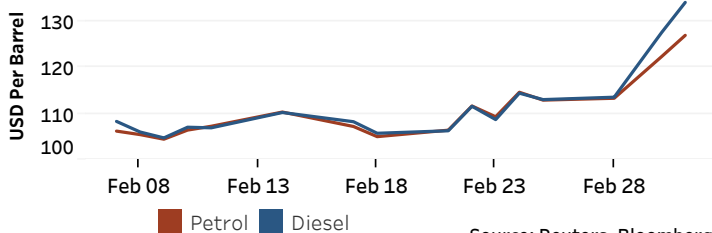


Source: Colombo Stock Exchange

Energy

Petroleum Products

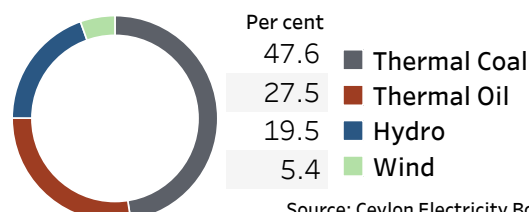
Crude Oil			Refined (Singapore Platts)		
04-Mar-22 *	02-Mar-22	03-Mar-22	04-Mar-22 *	02-Mar-22	03-Mar-22
Brent	WTI	OPEC	Petrol	Diesel	Kerosene
111.65	109.31	112.20	126.91	134.03	127.10



Source: Reuters, Bloomberg

Electricity Generation

03-Mar-22	
Total Energy (GWh)	41.38
Peak Demand (MW)	1,986.70



Source: Ceylon Electricity Board