



Real GDP:2021 Q3 -1.5%

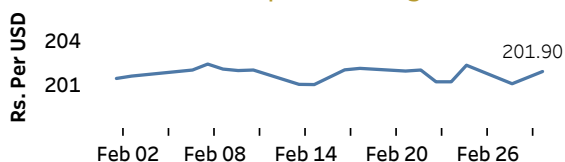
NCPI Y-o-Y Change:January 16.8%

CCPI Y-o-Y Change:February 15.1%

Exchange Rates

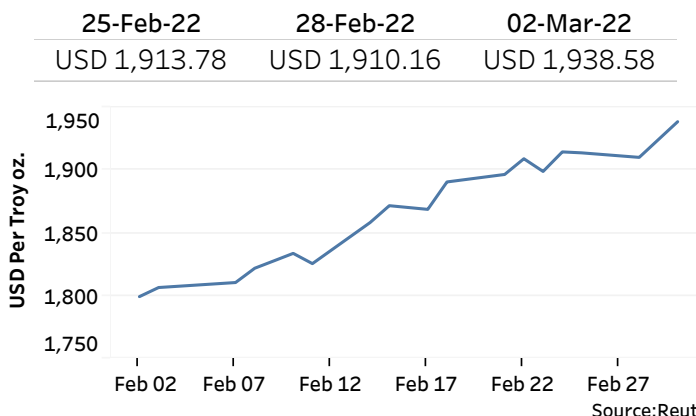
Rs. Per Unit	TT Buying	TT Selling
USD	198.5008	202.9992
GBP	263.2200	271.6127
EUR	220.5885	230.0719
JPY	1.7158	1.7799

Indicative USD Spot Exchange Rate



Source: Central Bank of Sri Lanka

Gold Price

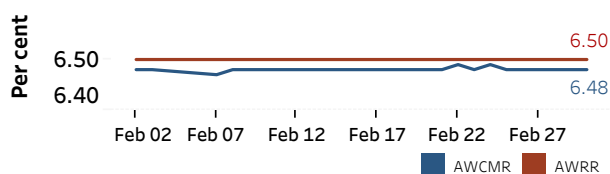


Source: Reuters

Money Market

Policy Rates: SDF Rate: 5.50% SLF Rate: 6.50% Bank Rate: 9.50% SRR: 4.00%

Overnight Money Market Rates



Yield Rates of T-Bills

	Yield Rates (%)	
	Primary Market	Secondary Market
91 Day	8.61	8.53
182 Day	8.53	8.50
364 Day	8.53	8.29

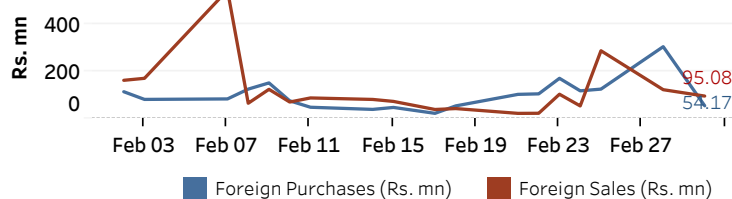
Source: Central Bank of Sri Lanka

	28-Feb-22	02-Mar-22
Overnight Liquidity (Rs. bn)	-576.88	-578.93

Share Market

	02-Mar-22
ASPI	11,406.34
S&P SL20	3,860.24
Daily Turnover	Rs. 3,074.18 mn

Foreign Purchases and Sales

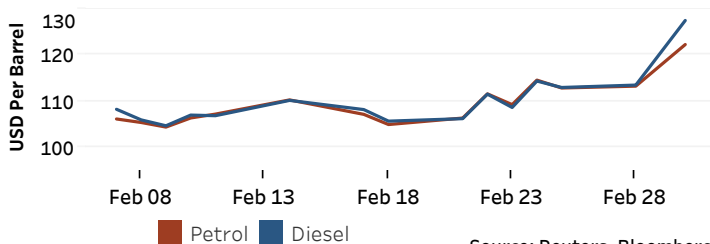


Source: Colombo Stock Exchange

Market Capitalisation	PE Ratio
Rs. 5,155.68 bn	11.8

Energy

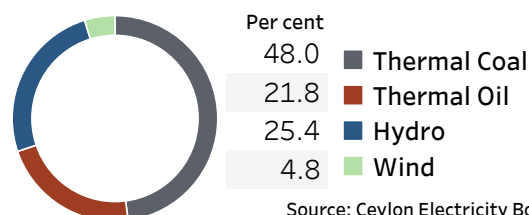
Crude Oil			Refined (Singapore Platts)		
03-Mar-22 *	28-Feb-22	02-Mar-22	03-Mar-22 *	28-Feb-22	02-Mar-22
Brent	WTI	OPEC	Petrol	Diesel	Kerosene
116.84	113.55	99.22	122.30	127.50	120.81



Source: Reuters, Bloomberg

Electricity Generation

	02-Mar-22
Total Energy (GWh)	41.30
Peak Demand (MW)	1,999.30



Source: Ceylon Electricity Board