



Real GDP:2021 Q3 -1.5%

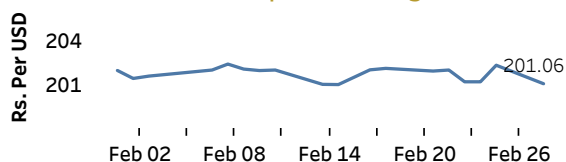
NCPI Y-o-Y Change:January 16.8%

CCPI Y-o-Y Change:February 15.1%

Exchange Rates

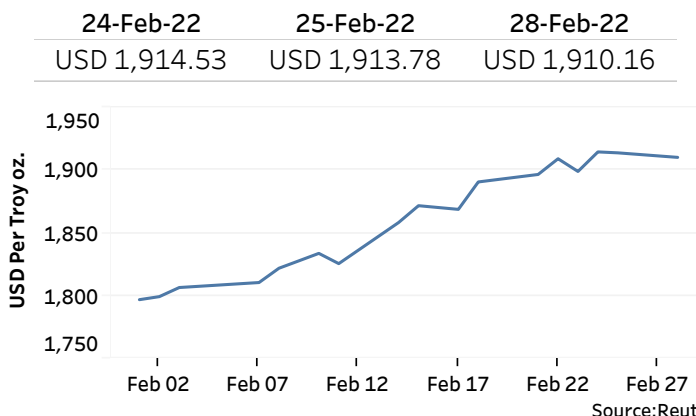
28-Feb-22	TT Buying	TT Selling
Rs. Per Unit		
USD	198.5008	202.9992
GBP	264.0185	272.4237
EUR	221.5469	231.0473
JPY	1.7079	1.7718

Indicative USD Spot Exchange Rate



Source: Central Bank of Sri Lanka

Gold Price

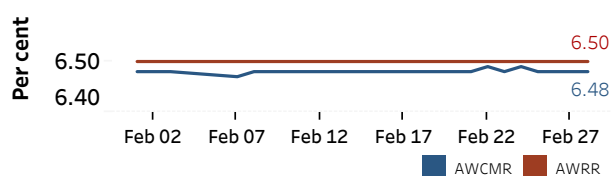


Source: Reuters

Money Market

Policy Rates: SDF Rate: 5.50% SLF Rate: 6.50% Bank Rate: 9.50% SRR: 4.00%

Overnight Money Market Rates



Yield Rates of T-Bills

	Primary Market	Secondary Market
	25-Feb-22	25-Feb-22
91 Day	8.61	8.52
182 Day	8.53	8.51
364 Day	8.53	8.38

Source: Central Bank of Sri Lanka

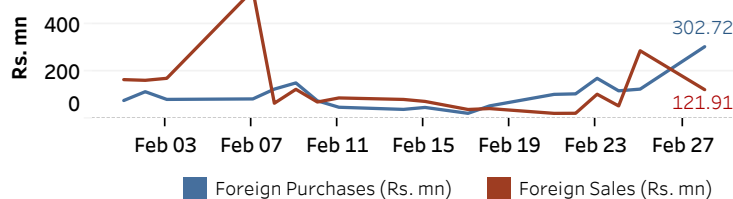
	25-Feb-22	28-Feb-22
Overnight Liquidity (Rs. bn)	-598.90	-576.88

Share Market

28-Feb-22		
ASPI	▲	11,577.94
S&P SL20	▲	3,936.81
Daily Turnover		
Rs. 4,289.60 mn		

Market Capitalisation	PE Ratio
Rs. 5,251.75 bn	12.0

Foreign Purchases and Sales

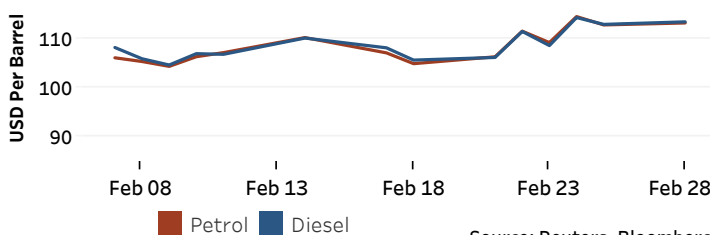


Source: Colombo Stock Exchange

Energy

Petroleum Products

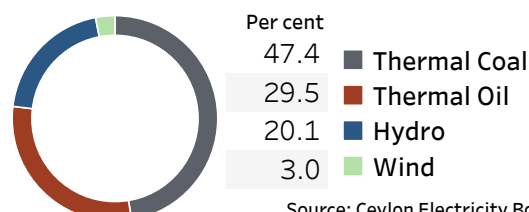
Crude Oil			Refined (Singapore Platts)		
02-Mar-22 *	28-Feb-22		28-Feb-22		
Brent	WTI	OPEC	Petrol	Diesel	Kerosene
109.63	108.34	99.22	113.30	113.53	110.71



Source: Reuters, Bloomberg

Electricity Generation

	28-Feb-22
Total Energy (GWh)	41.92
Peak Demand (MW)	2,044.30



Source: Ceylon Electricity Board