



Real GDP:2021 Q3 -1.5%

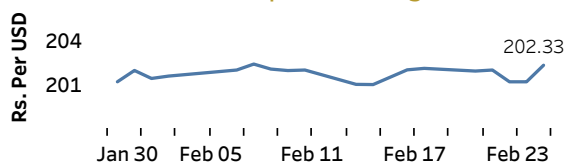
NCPI Y-o-Y Change:January 16.8%

CCPI Y-o-Y Change:January 14.2%

### Exchange Rates

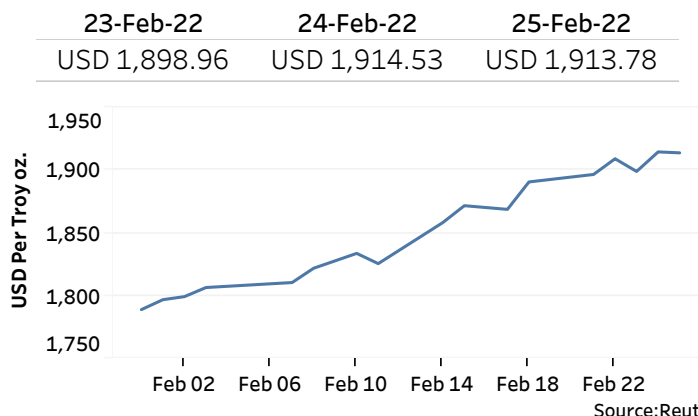
25-Feb-22	TT Buying	TT Selling
Rs. Per Unit		
USD	198.5008	202.9992
GBP	264.4993	272.9111
EUR	222.1528	231.6635
JPY	1.7098	1.7738

#### Indicative USD Spot Exchange Rate



Source: Central Bank of Sri Lanka

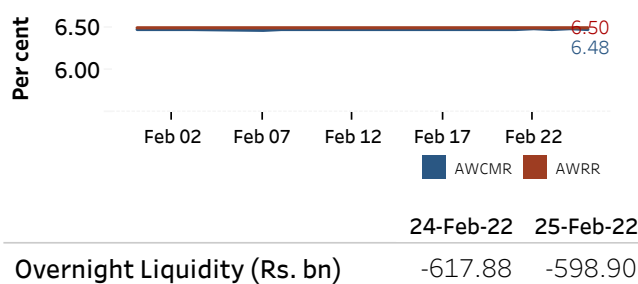
### Gold Price



### Money Market

Policy Rates: SDF Rate: 5.50% SLF Rate: 6.50% Bank Rate: 9.50% SRR: 4.00%

#### Overnight Money Market Rates



#### Yield Rates of T-Bills

	Primary Market 18-Feb-22	Secondary Market 24-Feb-22
91 Day	8.50	7.37
182 Day	8.54	8.67
364 Day	8.57	8.35

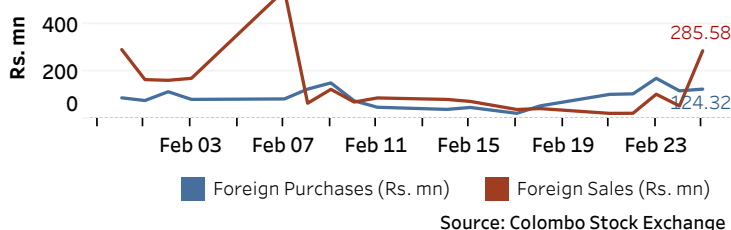
Source: Central Bank of Sri Lanka

### Share Market

	25-Feb-22
ASPI	11,107.90 ▲
S&P SL20	3,742.33 ▲
Daily Turnover	Rs. 4,207.97 mn

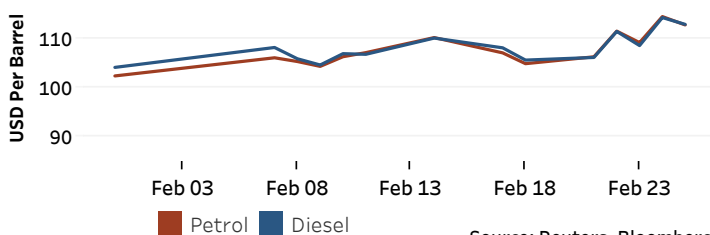
Market Capitalisation	PE Ratio
Rs. 4,967.34 bn	11.4

#### Foreign Purchases and Sales



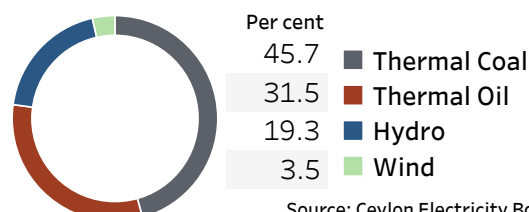
### Energy

Crude Oil			Refined (Singapore Platts)		
28-Feb-22 *	24-Feb-22	25-Feb-22	25-Feb-22	25-Feb-22	25-Feb-22
Brent	WTI	OPEC	Petrol	Diesel	Kerosene
102.39	96.36	101.22	112.90	113.01	109.84



#### Electricity Generation

	25-Feb-22
Total Energy (GWh)	43.19
Peak Demand (MW)	1,995.40



Source: Ceylon Electricity Board