



Real GDP:2021 Q3 -1.5%

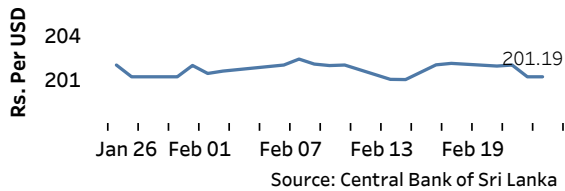
NCPI Y-o-Y Change:January 16.8%

CCPI Y-o-Y Change:January 14.2%

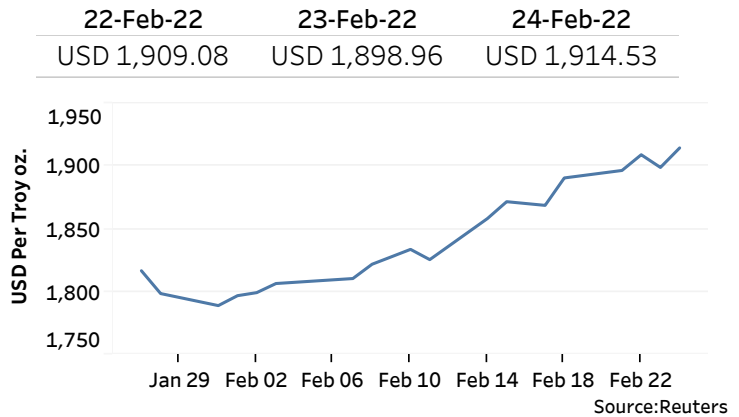
### Exchange Rates

24-Feb-22	TT Buying	TT Selling
Rs. Per Unit		
USD	198.5008	202.9992
GBP	267.3774	275.8335
EUR	223.8654	233.4064
JPY	1.7154	1.7795

#### Indicative USD Spot Exchange Rate



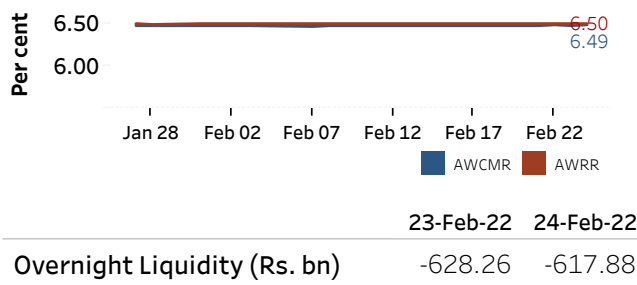
### Gold Price



### Money Market

Policy Rates: SDF Rate: 5.50% SLF Rate: 6.50% Bank Rate: 9.50% SRR: 4.00%

#### Overnight Money Market Rates



#### Yield Rates of T-Bills

	Primary Market 18-Feb-22	Secondary Market 23-Feb-22
91 Day	8.50	7.29
182 Day	8.54	8.23
364 Day	8.57	8.35

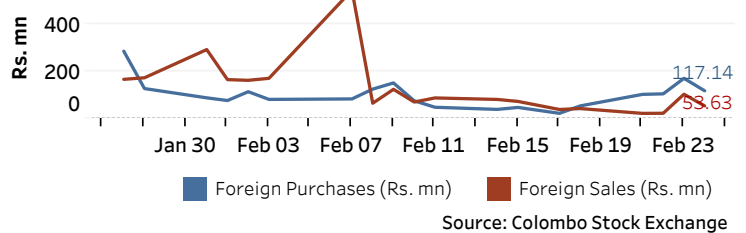
Source: Central Bank of Sri Lanka

### Share Market

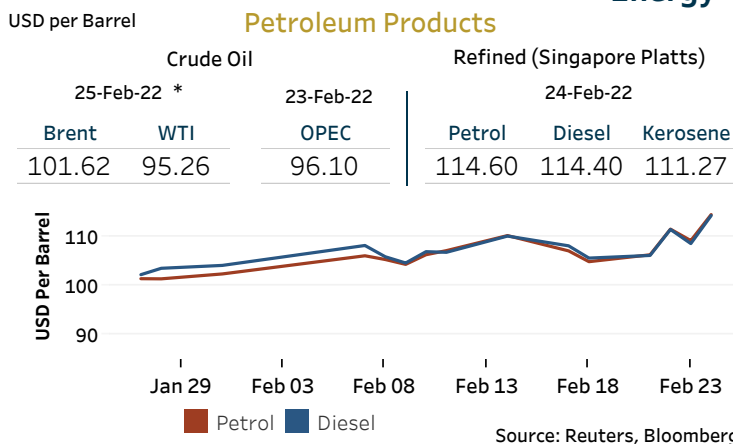
	24-Feb-22
ASPI	10,657.05
S&P SL20	3,584.58
Daily Turnover	Rs.3,710.41 mn

Market Capitalisation PE Ratio  
Rs. 4,690.56 bn

#### Foreign Purchases and Sales



### Energy



#### Electricity Generation

	24-Feb-22
Total Energy (GWh)	44.05
Peak Demand (MW)	2,037.80

