



Real GDP:2021 Q3 -1.5%

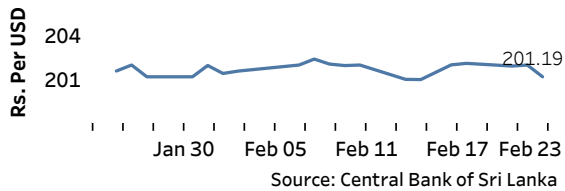
NCPI Y-o-Y Change:January 16.8%

CCPI Y-o-Y Change:January 14.2%

Exchange Rates

23-Feb-22	TT Buying	TT Selling
Rs. Per Unit		
USD	198.5008	202.9992
GBP	268.6569	277.1327
EUR	224.7355	234.2920
JPY	1.7156	1.7797

Indicative USD Spot Exchange Rate



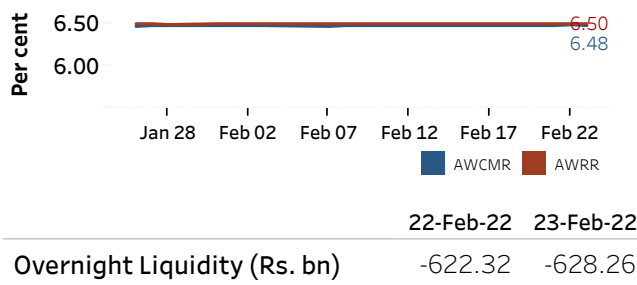
Gold Price



Money Market

Policy Rates: SDF Rate: 5.50% SLF Rate: 6.50% Bank Rate: 9.50% SRR: 4.00%

Overnight Money Market Rates



Yield Rates of T-Bills

	Primary Market 18-Feb-22	Secondary Market 22-Feb-22
91 Day	8.50	8.35
182 Day	8.54	8.24
364 Day	8.57	8.35

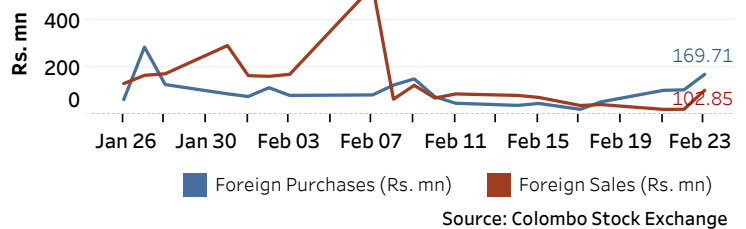
Source: Central Bank of Sri Lanka

Share Market

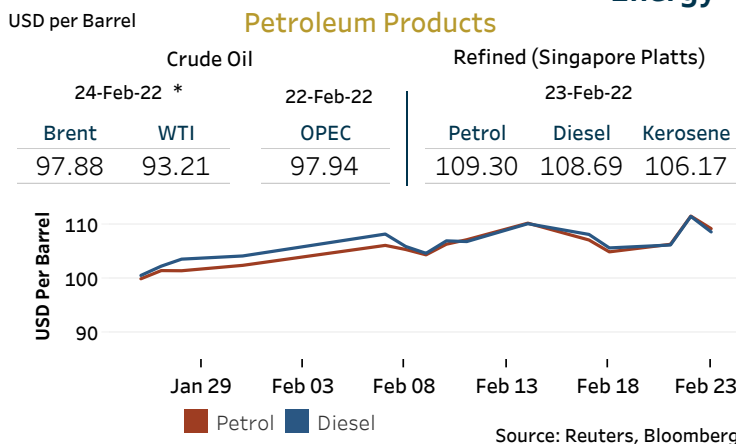
	23-Feb-22
ASPI	11,217.76
S&P SL20	3,791.57
Daily Turnover	Rs. 4,523.62 mn

Market Capitalisation	PE Ratio
Rs. 4,990.57 bn	11.4

Foreign Purchases and Sales



Energy



Electricity Generation

	23-Feb-22
Total Energy (GWh)	44.49
Peak Demand (MW)	2,254.30

