



Real GDP:2021 Q3 -1.5%

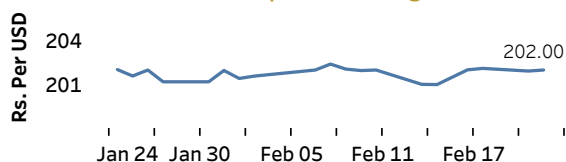
NCPI Y-o-Y Change:January 16.8%

CCPI Y-o-Y Change:January 14.2%

Exchange Rates

| 22-Feb-22 | TT Buying | TT Selling |
|--------------|-----------|------------|
| Rs. Per Unit | | |
| USD | 198.5008 | 202.9992 |
| GBP | 268.3629 | 276.8346 |
| EUR | 224.1836 | 233.7302 |
| JPY | 1.7205 | 1.7847 |

Indicative USD Spot Exchange Rate



Source: Central Bank of Sri Lanka

Gold Price




Source: Reuters

Money Market

Policy Rates: SDF Rate: 5.50% SLF Rate: 6.50% Bank Rate: 9.50% SRR: 4.00%

Overnight Money Market Rates



21-Feb-22 22-Feb-22

Overnight Liquidity (Rs. bn) -587.93 -622.32

Yield Rates of T-Bills

| | Primary Market | Secondary Market |
|---------|----------------|------------------|
| | 18-Feb-22 | 21-Feb-22 |
| 91 Day | 8.50 | 8.35 |
| 182 Day | 8.54 | 8.31 |
| 364 Day | 8.57 | 8.35 |

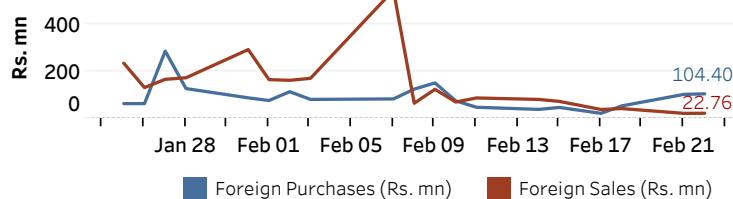
Source: Central Bank of Sri Lanka

Share Market

| 22-Feb-22 | | |
|-----------------|---|-----------|
| ASPI | ▲ | 11,592.30 |
| S&P SL20 | ▲ | 3,936.96 |
| Daily Turnover | | |
| Rs. 2,806.58 mn | | |

Market Capitalisation PE Ratio
Rs. 5,220.60 bn 12.0

Foreign Purchases and Sales

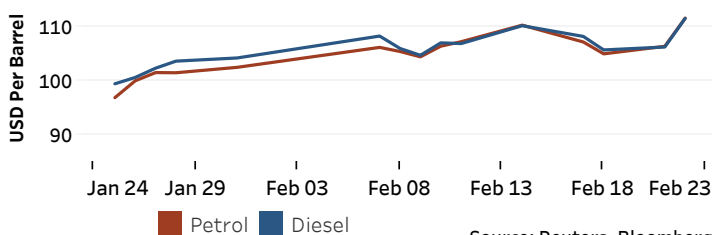


Source: Colombo Stock Exchange

Energy

Petroleum Products

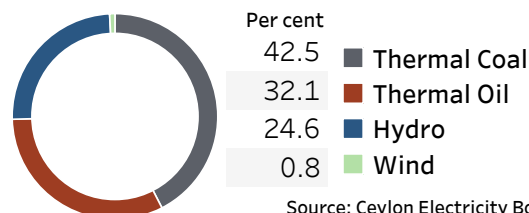
| Crude Oil | | | Refined (Singapore Platts) | | |
|-------------|-----------|-----------|----------------------------|--------|----------|
| 23-Feb-22 * | 21-Feb-22 | 22-Feb-22 | Petrol | Diesel | Kerosene |
| Brent | WTI | OPEC | 111.63 | 111.57 | 109.00 |
| 96.83 | 92.35 | 94.28 | | | |



Source: Reuters, Bloomberg

Electricity Generation

| 22-Feb-22 | |
|--------------------|----------|
| Total Energy (GWh) | 46.47 |
| Peak Demand (MW) | 1,977.90 |



Source: Ceylon Electricity Board