



Real GDP:2021 Q3 -1.5%

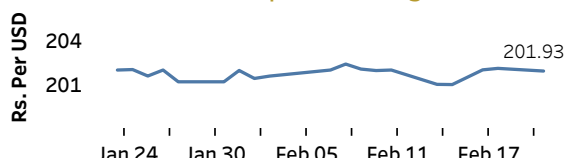
NCPI Y-o-Y Change:January 16.8%

CCPI Y-o-Y Change:January 14.2%

## Exchange Rates

21-Feb-22	TT Buying	TT Selling
Rs. Per Unit		
USD	198.5008	202.9992
GBP	268.9856	277.4663
EUR	225.1880	234.7525
JPY	1.7161	1.7802

### Indicative USD Spot Exchange Rate



Source: Central Bank of Sri Lanka

## Gold Price

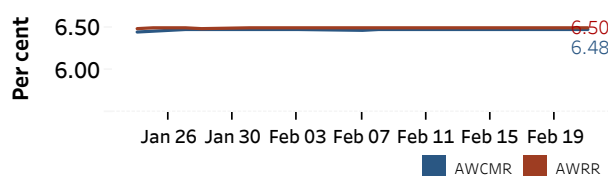


Source: Reuters

## Money Market

Policy Rates: SDF Rate: 5.50% SLF Rate: 6.50% Bank Rate: 9.50% SRR: 4.00%

### Overnight Money Market Rates



### Yield Rates of T-Bills

	Primary Market	Secondary Market
	18-Feb-22	18-Feb-22
91 Day	8.50	8.46
182 Day	8.54	8.31
364 Day	8.57	8.41

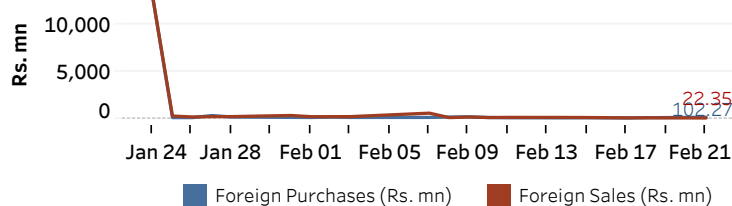
Source: Central Bank of Sri Lanka

	18-Feb-22	21-Feb-22
Overnight Liquidity (Rs. bn)	-593.54	-587.93

## Share Market

	21-Feb-22
ASPI	11,591.37
S&P SL20	3,932.78
Daily Turnover	Rs. 4,225.09 mn

### Foreign Purchases and Sales

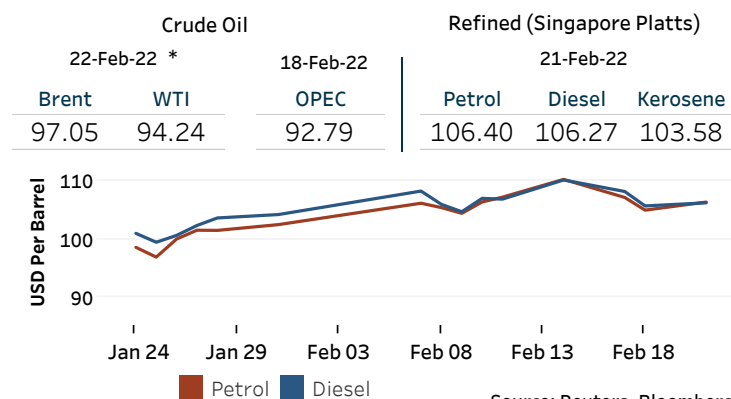


Source: Colombo Stock Exchange

Market Capitalisation	PE Ratio
Rs. 5,218.32 bn	12.0

## Energy

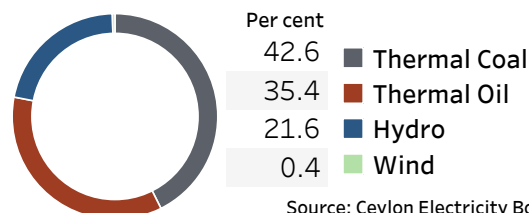
### Petroleum Products



Source: Reuters, Bloomberg

### Electricity Generation

	21-Feb-22
Total Energy (GWh)	45.73
Peak Demand (MW)	2,161.90



Source: Ceylon Electricity Board