



Real GDP:2021 Q3 -1.5%

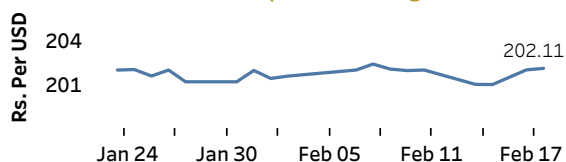
NCPI Y-o-Y Change:December 14.0%

CCPI Y-o-Y Change:January 14.2%

## Exchange Rates

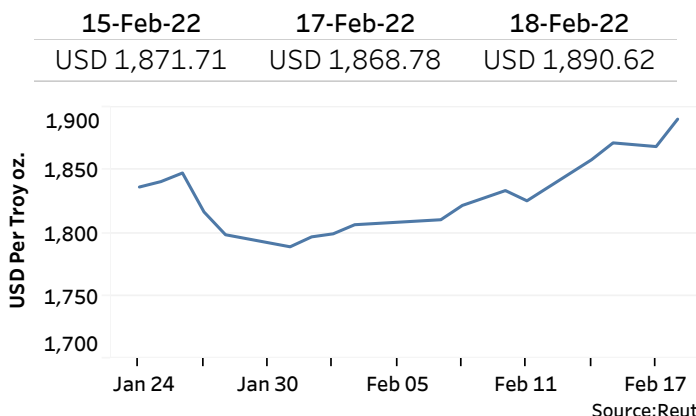
18-Feb-22	TT Buying	TT Selling
Rs. Per Unit		
USD	198.5008	202.9992
GBP	268.8712	277.3499
EUR	225.4014	234.9703
JPY	1.7136	1.7776

### Indicative USD Spot Exchange Rate



Source: Central Bank of Sri Lanka

## Gold Price

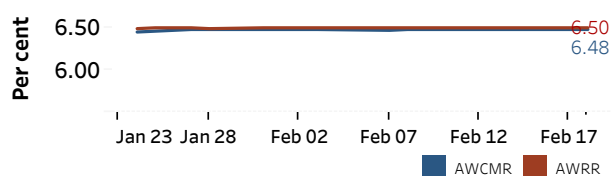


Source: Reuters

## Money Market

Policy Rates: SDF Rate: 5.50% SLF Rate: 6.50% Bank Rate: 9.50% SRR: 4.00%

### Overnight Money Market Rates



### Yield Rates of T-Bills

	Primary Market	Secondary Market
	11-Feb-22	17-Feb-22
91 Day	8.52	7.90
182 Day	8.54	8.23
364 Day	8.59	8.46

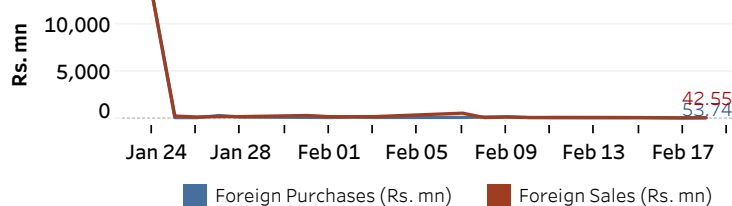
	17-Feb-22	18-Feb-22
Overnight Liquidity (Rs. bn)	-540.25	-593.54

Source: Central Bank of Sri Lanka

## Share Market

	18-Feb-22
ASPI	12,134.04
S&P SL20	4,140.65
Daily Turnover	Rs. 5,145.88 mn

### Foreign Purchases and Sales

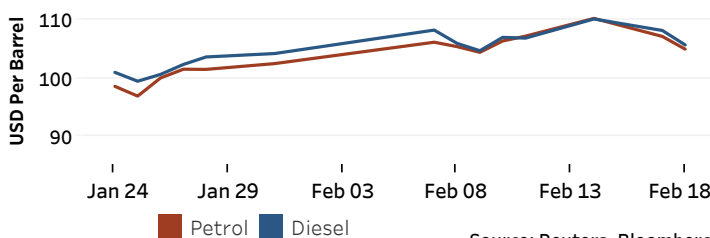


Source: Colombo Stock Exchange

Market Capitalisation	PE Ratio
Rs. 5,533.43 bn	12.7

## Energy

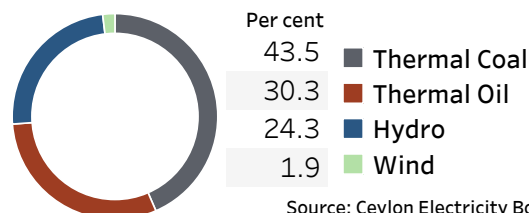
Crude Oil			Refined (Singapore Platts)		
21-Feb-22 *	17-Feb-22		18-Feb-22		
Brent	WTI	OPEC	Petrol	Diesel	Kerosene
93.04	90.95	94.03	105.00	105.73	102.95



Source: Reuters, Bloomberg

### Electricity Generation

	18-Feb-22
Total Energy (GWh)	45.18
Peak Demand (MW)	2,328.70



Source: Ceylon Electricity Board