



Real GDP:2021 Q3 -1.5%

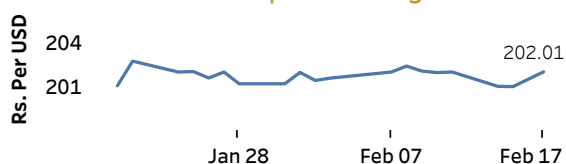
NCPI Y-o-Y Change:December 14.0%

CCPI Y-o-Y Change:January 14.2%

## Exchange Rates

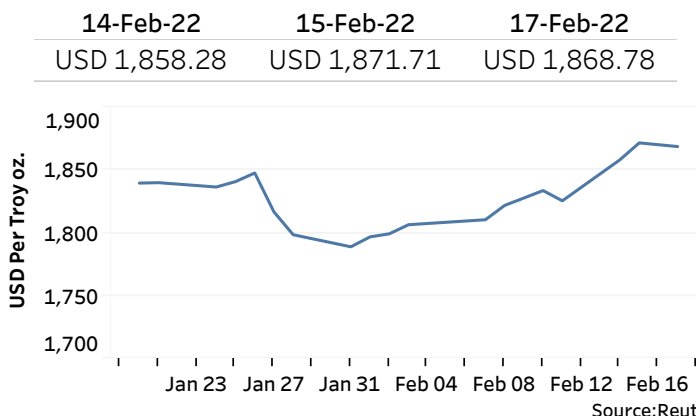
Rs. Per Unit	TT Buying	TT Selling
USD	198.5008	202.9992
GBP	268.4526	276.9256
EUR	226.6952	235.2686
JPY	1.7086	1.7726

### Indicative USD Spot Exchange Rate



Source: Central Bank of Sri Lanka

## Gold Price

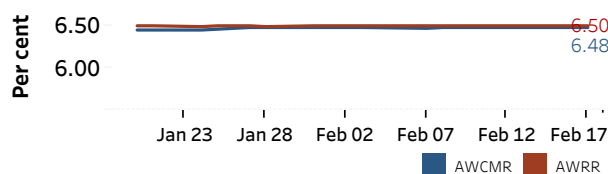


Source: Reuters

## Money Market

Policy Rates: SDF Rate: 5.50% SLF Rate: 6.50% Bank Rate: 9.50% SRR: 4.00%

### Overnight Money Market Rates



### Yield Rates of T-Bills

	Primary Market	Secondary Market
	11-Feb-22	15-Feb-22
91 Day	8.52	8.44
182 Day	8.54	8.24
364 Day	8.59	8.46

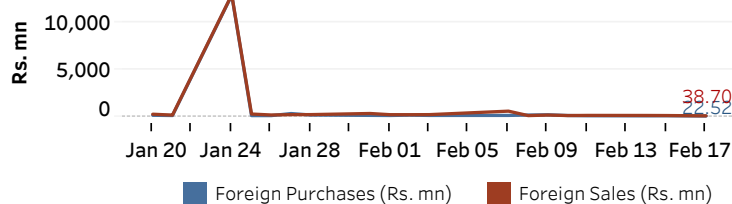
Source: Central Bank of Sri Lanka

	15-Feb-22	17-Feb-22
Overnight Liquidity (Rs. bn)	-539.13	-540.25

## Share Market

	17-Feb-22
ASPI	12,352.38
S&P SL20	4,224.63
Daily Turnover	Rs. 3,816.22 mn

### Foreign Purchases and Sales



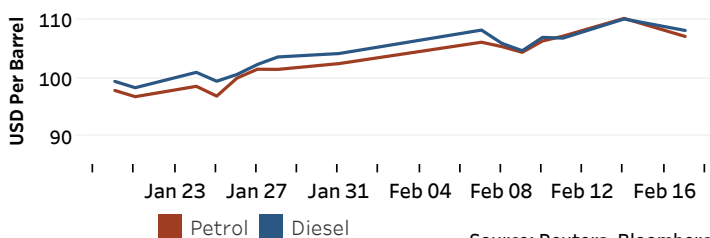
Source: Colombo Stock Exchange

Market Capitalisation	PE Ratio
Rs. 5,656.40 bn	13.0

## Energy

### Petroleum Products

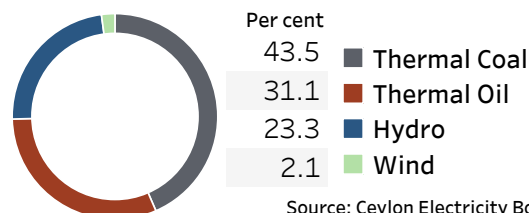
Crude Oil			Refined (Singapore Platts)		
18-Feb-22 *	WTI	OPEC	Petrol	Diesel	Kerosene
92.47	91.21	94.73	107.20	108.23	105.72



Source: Reuters, Bloomberg

### Electricity Generation

	17-Feb-22
Total Energy (GWh)	45.25
Peak Demand (MW)	2,639.50



Source: Ceylon Electricity Board