



Real GDP:2021 Q3 -1.5%

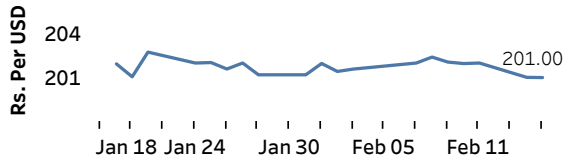
NCPI Y-o-Y Change:December 14.0%

CCPI Y-o-Y Change:January 14.2%

Exchange Rates

Rs. Per Unit	TT Buying	TT Selling
USD	198.5008	202.9992
GBP	267.4014	275.8578
EUR	224.2805	232.8288
JPY	1.7101	1.7741

Indicative USD Spot Exchange Rate



Source: Central Bank of Sri Lanka

Gold Price

Date	USD Per Troy oz.
11-Feb-22	USD 1,825.59
14-Feb-22	USD 1,858.28
15-Feb-22	USD 1,871.71

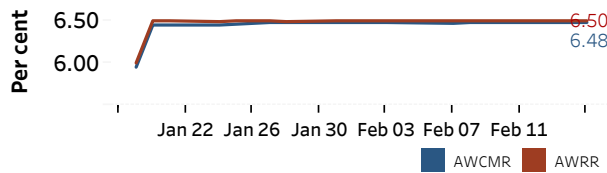


Source: Reuters

Money Market

Policy Rates: SDF Rate: 5.50% SLF Rate: 6.50% Bank Rate: 9.50% SRR: 4.00%

Overnight Money Market Rates



14-Feb-22 15-Feb-22

Overnight Liquidity (Rs. bn) -537.36 -539.13

Yield Rates of T-Bills

	Primary Market	Secondary Market
	11-Feb-22	14-Feb-22
91 Day	8.52	8.44
182 Day	8.54	8.30
364 Day	8.59	8.46

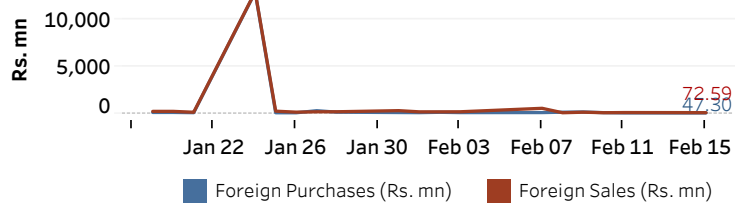
Source: Central Bank of Sri Lanka

Share Market

	15-Feb-22
ASPI	12,364.80
S&P SL20	4,217.23
Daily Turnover	Rs. 3,232.21 mn

Market Capitalisation PE Ratio
Rs. 5,665.01 bn 13.0

Foreign Purchases and Sales

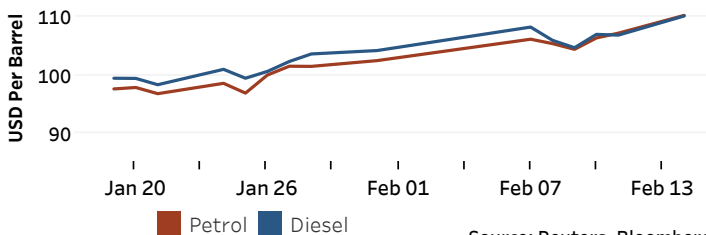


Source: Colombo Stock Exchange

Energy

Petroleum Products

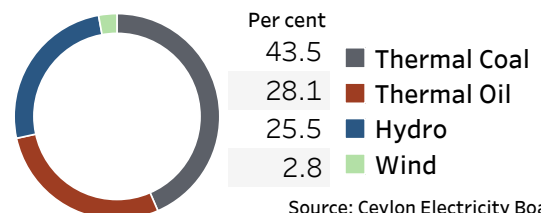
Crude Oil			Refined (Singapore Platts)		
17-Feb-22 *	15-Feb-22		14-Feb-22		
Brent	WTI	OPEC	Petrol	Diesel	Kerosene
92.51	91.29	94.73	110.32	110.22	108.13



Source: Reuters, Bloomberg

Electricity Generation

	15-Feb-22
Total Energy (GWh)	45.18
Peak Demand (MW)	2,596.00



Source: Ceylon Electricity Board