



Real GDP:2021 Q3 -1.5%

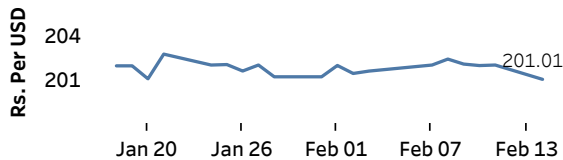
NCPI Y-o-Y Change:December 14.0%

CCPI Y-o-Y Change:January 14.2%

Exchange Rates

Rs. Per Unit	TT Buying	TT Selling
USD	198.5008	202.9992
GBP	267.5609	276.0191
EUR	224.9871	233.5469
JPY	1.7097	1.7736

Indicative USD Spot Exchange Rate



Source: Central Bank of Sri Lanka

Gold Price

10-Feb-22	11-Feb-22	14-Feb-22
USD 1,833.75	USD 1,825.59	USD 1,858.28

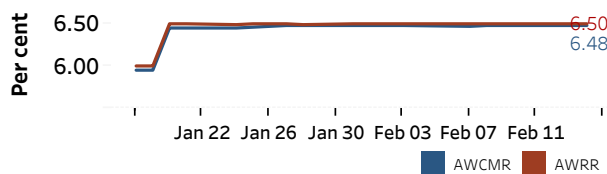


Source: Reuters

Money Market

Policy Rates: SDF Rate: 5.50% SLF Rate: 6.50% Bank Rate: 9.50% SRR: 4.00%

Overnight Money Market Rates



11-Feb-22 14-Feb-22

Overnight Liquidity (Rs. bn) -517.99 -537.36

Yield Rates of T-Bills

	Primary Market	Secondary Market
91 Day	8.52	8.44
182 Day	8.54	8.36
364 Day	8.59	8.57

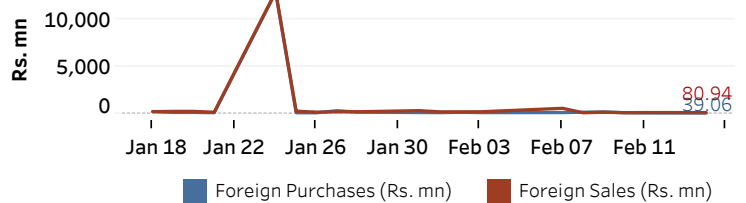
Source: Central Bank of Sri Lanka

Share Market

	14-Feb-22
ASPI	▲ 12,470.81
S&P SL20	▲ 4,235.35
Daily Turnover	Rs. 2,254.71 mn

Market Capitalisation PE Ratio
Rs. 5,671.21 bn 13.0

Foreign Purchases and Sales

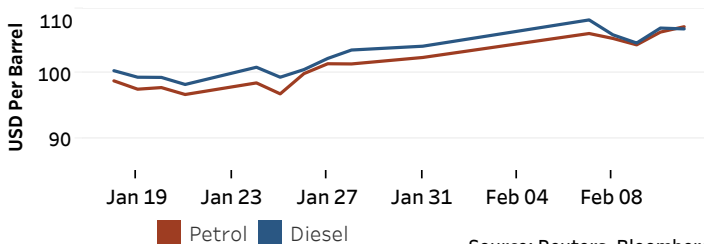


Source: Colombo Stock Exchange

Energy

Petroleum Products

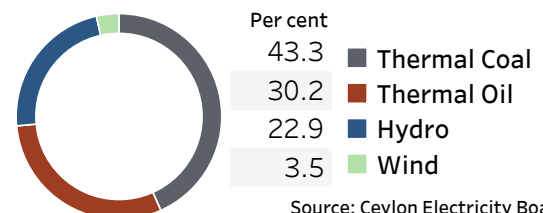
Crude Oil			Refined (Singapore Platts)		
15-Feb-22 *	WTI	OPEC	Petrol	Diesel	Kerosene
96.09	95.02	92.85	110.32	110.22	108.13



Source: Reuters, Bloomberg

Electricity Generation

	14-Feb-22
Total Energy (GWh)	44.42
Peak Demand (MW)	2,523.00



Source: Ceylon Electricity Board