



Real GDP:2021 Q3 -1.5%

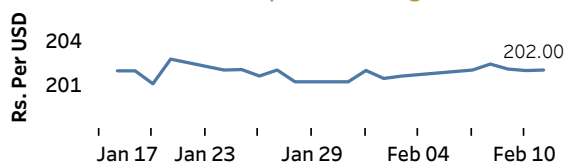
NCPI Y-o-Y Change:December 14.0%

CCPI Y-o-Y Change:January 14.2%

## Exchange Rates

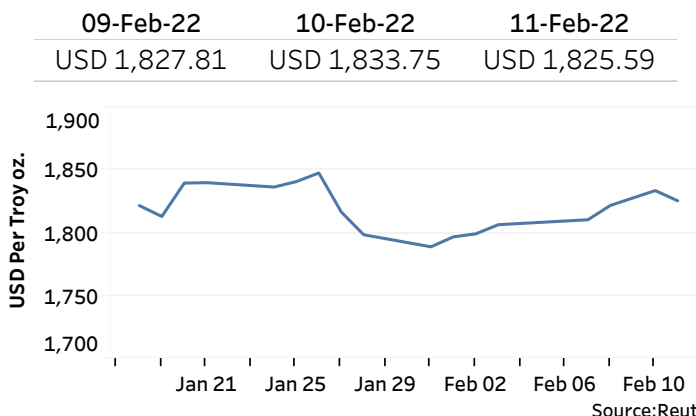
Rs. Per Unit	TT Buying	TT Selling
USD	198.5008	202.9992
GBP	267.6569	276.1160
EUR	226.0938	234.6727
JPY	1.7009	1.7647

### Indicative USD Spot Exchange Rate



Source: Central Bank of Sri Lanka

## Gold Price

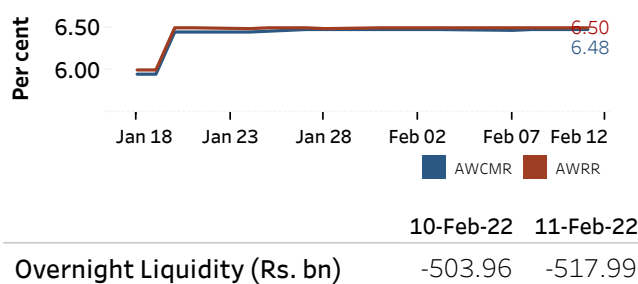


Source: Reuters

## Money Market

Policy Rates: SDF Rate: 5.50% SLF Rate: 6.50% Bank Rate: 9.50% SRR: 4.00%

### Overnight Money Market Rates



### Yield Rates of T-Bills

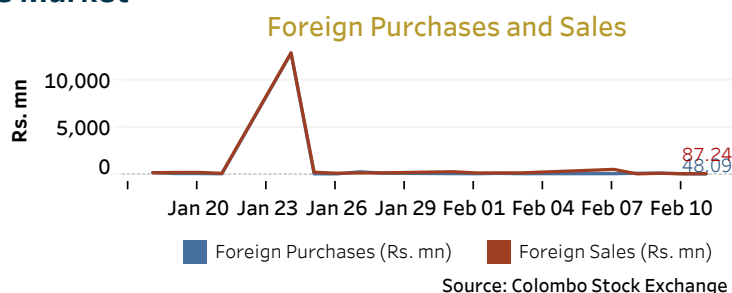
	Primary Market	Secondary Market
	03-Feb-22	10-Feb-22
91 Day	8.59	8.13
182 Day	-	8.05
364 Day	-	8.24

Source: Central Bank of Sri Lanka

## Share Market

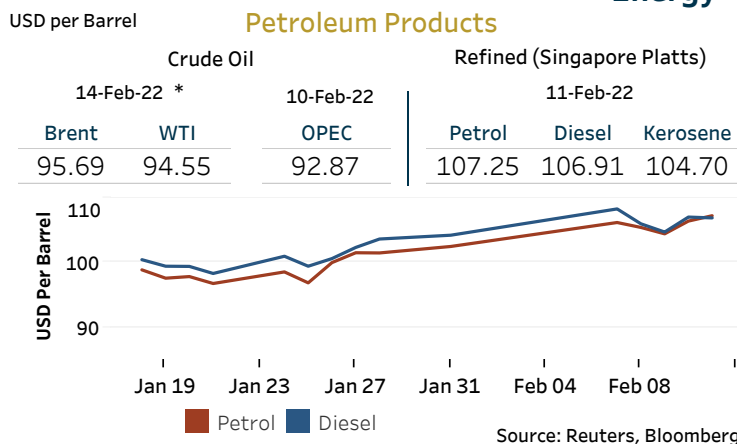
	11-Feb-22
ASPI	▲ 12,459.80
S&P SL20	▲ 4,219.42
Daily Turnover	Rs. 2,986.27 mn

Market Capitalisation	PE Ratio
Rs. 5,665.59 bn	13.2



Source: Colombo Stock Exchange

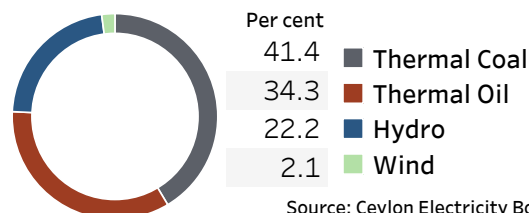
## Energy



Source: Reuters, Bloomberg

### Electricity Generation

	11-Feb-22
Total Energy (GWh)	47.37
Peak Demand (MW)	2,562.20



Source: Ceylon Electricity Board