



Real GDP:2021 Q3 -1.5%

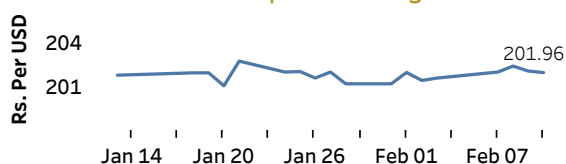
NCPI Y-o-Y Change:December 14.0%

CCPI Y-o-Y Change:January 14.2%

Exchange Rates

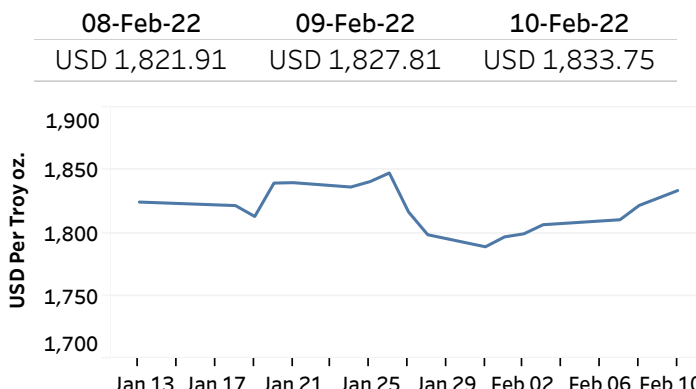
10-Feb-22	TT Buying	TT Selling
Rs. Per Unit		
USD	198.5008	202.9992
GBP	267.2880	275.7424
EUR	226.4561	235.0427
JPY	1.7083	1.7722

Indicative USD Spot Exchange Rate



Source: Central Bank of Sri Lanka

Gold Price

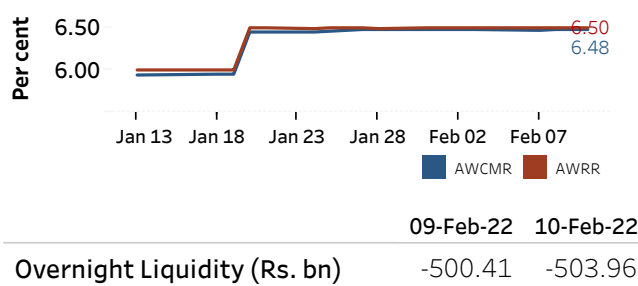


Source: Reuters

Money Market

Policy Rates: SDF Rate: 5.50% SLF Rate: 6.50% Bank Rate: 9.50% SRR: 4.00%

Overnight Money Market Rates



09-Feb-22 10-Feb-22

Overnight Liquidity (Rs. bn) -500.41 -503.96

Yield Rates of T-Bills

	Primary Market 03-Feb-22	Secondary Market 09-Feb-22
91 Day	8.59	8.16
182 Day	-	8.05
364 Day	-	8.24

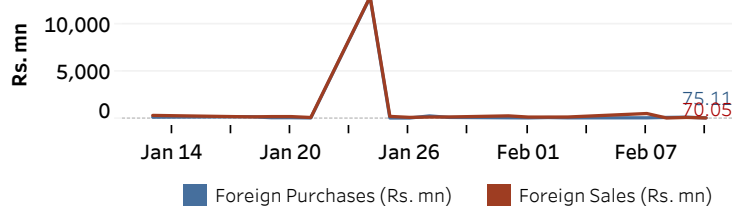
Source: Central Bank of Sri Lanka

Share Market

10-Feb-22		
ASPI	▲	12,207.46
S&P SL20	▲	4,114.71
Daily Turnover		
Rs. 3,565.81 mn		

Market Capitalisation	PE Ratio
Rs. 5,531.22 bn	12.8

Foreign Purchases and Sales



Source: Colombo Stock Exchange

Energy

Petroleum Products

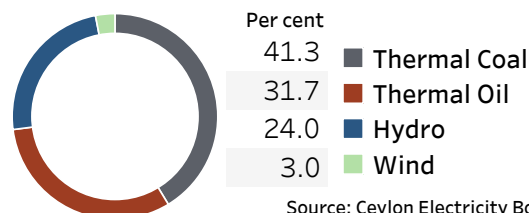
Crude Oil			Refined (Singapore Platts)		
11-Feb-22 *	09-Feb-22		10-Feb-22		
Brent	WTI	OPEC	Petrol	Diesel	Kerosene
91.08	89.70	91.84	106.42	107.04	104.42

Date	Petrol (USD/Barrel)	Diesel (USD/Barrel)
Jan 19	98	100
Jan 23	98	100
Jan 27	102	105
Jan 31	105	108
Feb 04	108	110
Feb 08	108	110

Source: Reuters, Bloomberg

Electricity Generation

10-Feb-22	
Total Energy (GWh)	47.44
Peak Demand (MW)	2,580.10



Source: Ceylon Electricity Board