



Real GDP:2021 Q3 -1.5%

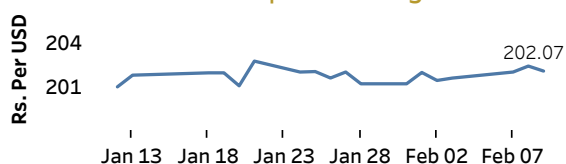
NCPI Y-o-Y Change:December 14.0%

CCPI Y-o-Y Change:January 14.2%

Exchange Rates

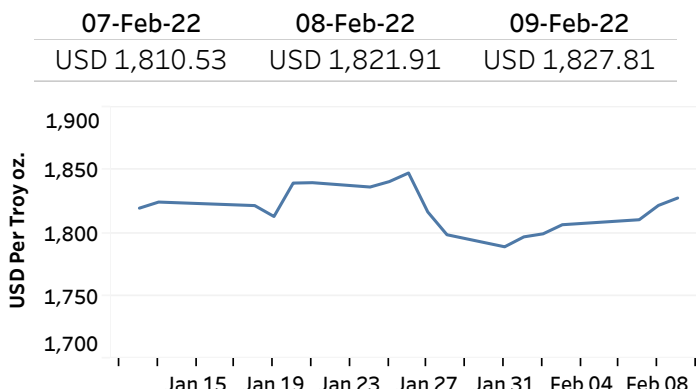
09-Feb-22	TT Buying	TT Selling
Rs. Per Unit		
USD	198.5008	202.9992
GBP	267.7402	276.2031
EUR	226.4700	235.0588
JPY	1.7098	1.7738

Indicative USD Spot Exchange Rate



Source: Central Bank of Sri Lanka

Gold Price

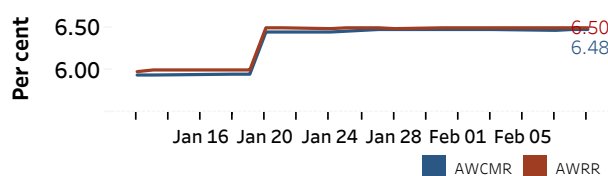


Source: Reuters

Money Market

Policy Rates: SDF Rate: 5.50% SLF Rate: 6.50% Bank Rate: 9.50% SRR: 4.00%

Overnight Money Market Rates



08-Feb-22 09-Feb-22

Overnight Liquidity (Rs. bn) -499.37 -500.41

Yield Rates of T-Bills

	Primary Market	Secondary Market
	03-Feb-22	08-Feb-22
91 Day	8.59	8.63
182 Day	-	8.25
364 Day	-	8.26

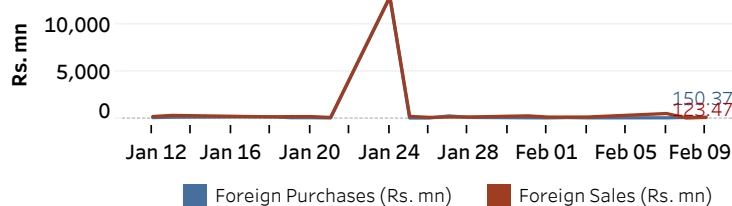
Source: Central Bank of Sri Lanka

Share Market

09-Feb-22	
ASPI	12,081.69
S&P SL20	4,052.58
Daily Turnover	
Rs. 5,288.41 mn	

Market Capitalisation	PE Ratio
Rs. 5,467.00 bn	12.8

Foreign Purchases and Sales

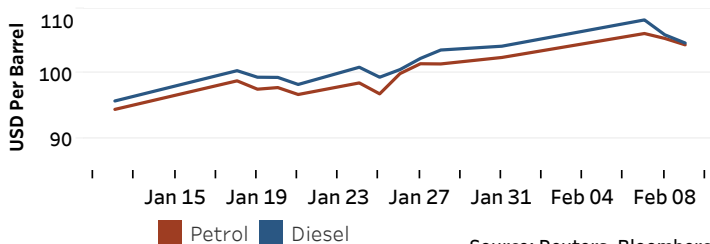


Source: Colombo Stock Exchange

Energy

Petroleum Products

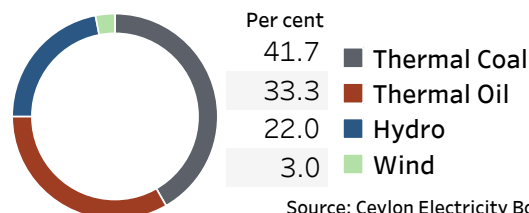
Crude Oil			Refined (Singapore Platts)		
10-Feb-22 *	08-Feb-22	09-Feb-22	Petrol	Diesel	Kerosene
Brent	WTI	OPEC	104.45	104.73	103.25
91.51	89.84	92.17			



Source: Reuters, Bloomberg

Electricity Generation

09-Feb-22	
Total Energy (GWh)	47.10
Peak Demand (MW)	2,682.60



Source: Ceylon Electricity Board