



Real GDP:2021 Q3 -1.5%

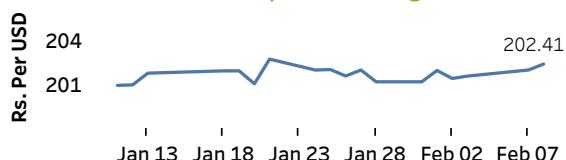
NCPI Y-o-Y Change:December 14.0%

CCPI Y-o-Y Change:January 14.2%

Exchange Rates

08-Feb-22	TT Buying	TT Selling
Rs. Per Unit		
USD	198.5008	202.9992
GBP	267.2232	275.6767
EUR	226.6550	235.2451
JPY	1.7103	1.7743

Indicative USD Spot Exchange Rate



Source: Central Bank of Sri Lanka

Gold Price

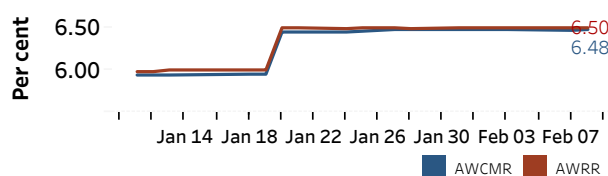


Source: Reuters

Money Market

Policy Rates: SDF Rate: 5.50% SLF Rate: 6.50% Bank Rate: 9.50% SRR: 4.00%

Overnight Money Market Rates



07-Feb-22 08-Feb-22

Overnight Liquidity (Rs. bn) -480.90 -499.37

Yield Rates of T-Bills

	Primary Market 03-Feb-22	Secondary Market 07-Feb-22
91 Day	8.59	8.63
182 Day	-	8.25
364 Day	-	8.26

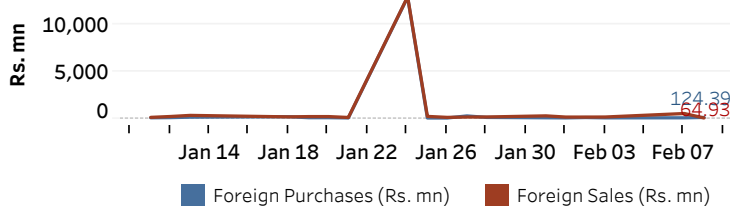
Source: Central Bank of Sri Lanka

Share Market

	08-Feb-22
ASPI	12,382.47
S&P SL20	4,165.60
Daily Turnover	Rs. 5,374.84 mn

Market Capitalisation	PE Ratio
Rs. 5,629.81 bn	14.0

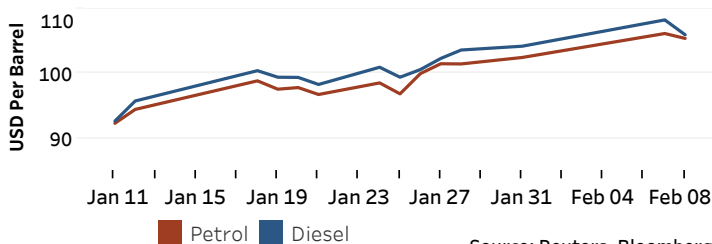
Foreign Purchases and Sales



Source: Colombo Stock Exchange

Energy

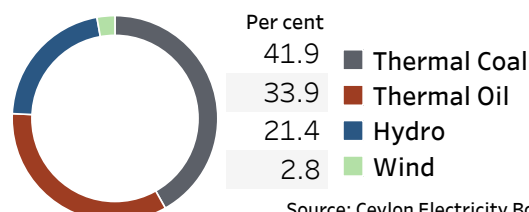
Crude Oil			Refined (Singapore Platts)		
09-Feb-22 *	07-Feb-22	08-Feb-22	09-Feb-22 *	07-Feb-22	08-Feb-22
Brent	WTI	OPEC	Petrol	Diesel	Kerosene
90.97	89.45	93.42	105.44	106.00	105.36



Source: Reuters, Bloomberg

Electricity Generation

	08-Feb-22
Total Energy (GWh)	46.85
Peak Demand (MW)	2,622.50



Source: Ceylon Electricity Board