



Real GDP:2021 Q3 -1.5%

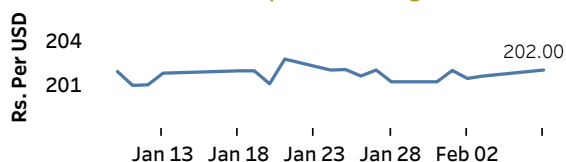
NCPI Y-o-Y Change:December 14.0%

CCPI Y-o-Y Change:January 14.2%

Exchange Rates

07-Feb-22	TT Buying	TT Selling
Rs. Per Unit		
USD	198.5008	202.9992
GBP	267.3280	275.7826
EUR	226.8096	235.4015
JPY	1.7115	1.7755

Indicative USD Spot Exchange Rate



Source: Central Bank of Sri Lanka

Gold Price

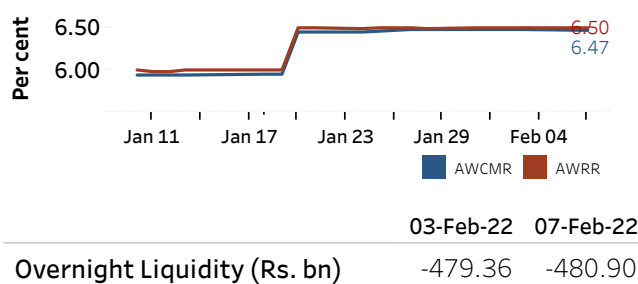


Source: Reuters

Money Market

Policy Rates: SDF Rate: 5.50% SLF Rate: 6.50% Bank Rate: 9.50% SRR: 4.00%

Overnight Money Market Rates



03-Feb-22 07-Feb-22

Overnight Liquidity (Rs. bn) -479.36 -480.90

Yield Rates of T-Bills

	Primary Market	Secondary Market
	03-Feb-22	03-Feb-22
91 Day	8.59	8.22
182 Day	-	8.25
364 Day	-	8.27

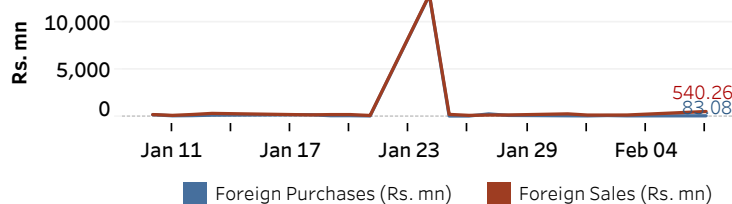
Source: Central Bank of Sri Lanka

Share Market

	07-Feb-22
ASPI	12,631.69
S&P SL20	4,277.12
Daily Turnover	Rs. 6,049.75 mn

Market Capitalisation	PE Ratio
Rs. 5,737.48 bn	14.3

Foreign Purchases and Sales

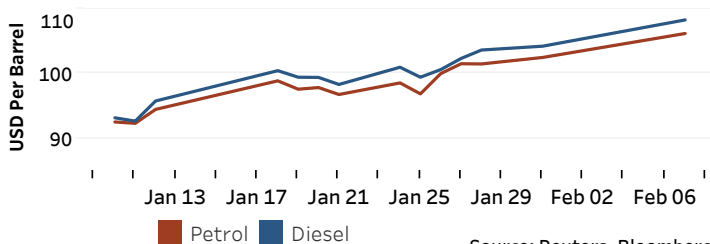


Source: Colombo Stock Exchange

Energy

Petroleum Products

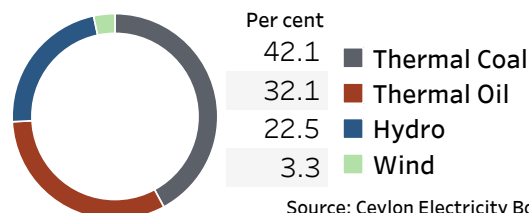
Crude Oil			Refined (Singapore Platts)		
08-Feb-22 *	03-Feb-22	07-Feb-22			
Brent	WTI	OPEC	Petrol	Diesel	Kerosene
92.29	91.06	89.98	106.20	108.30	108.19



Source: Reuters, Bloomberg

Electricity Generation

	07-Feb-22
Total Energy (GWh)	46.39
Peak Demand (MW)	2,598.10



Source: Ceylon Electricity Board