



Real GDP:2021 Q3 -1.5%

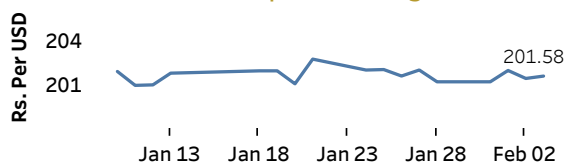
NCPI Y-o-Y Change:December 14.0%

CCPI Y-o-Y Change:January 14.2%

Exchange Rates

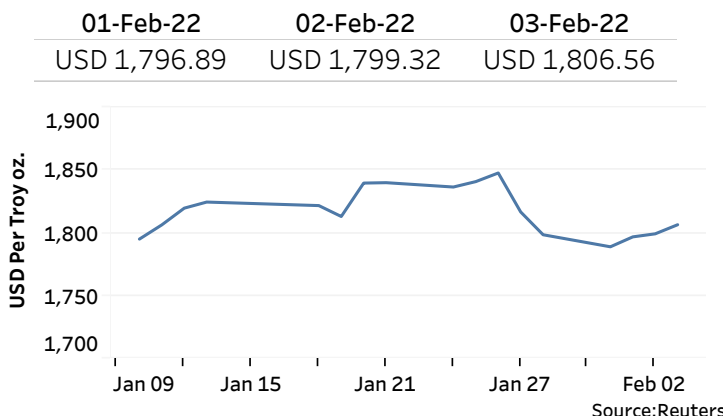
03-Feb-22	TT Buying	TT Selling
Rs. Per Unit		
USD	198.5008	202.9992
GBP	267.9688	276.4340
EUR	224.0962	232.6414
JPY	1.7256	1.7899

Indicative USD Spot Exchange Rate



Source: Central Bank of Sri Lanka

Gold Price

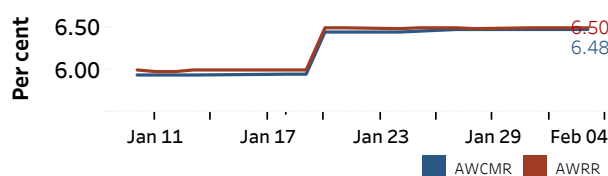


Source: Reuters

Money Market

Policy Rates: SDF Rate: 5.50% SLF Rate: 6.50% Bank Rate: 9.50% SRR: 4.00%

Overnight Money Market Rates



02-Feb-22 03-Feb-22

Overnight Liquidity (Rs. bn) -476.35 -479.36

Yield Rates of T-Bills

	Primary Market 28-Jan-22	Secondary Market 02-Feb-22
91 Day	8.63	8.22
182 Day	8.55	8.25
364 Day	8.55	8.27

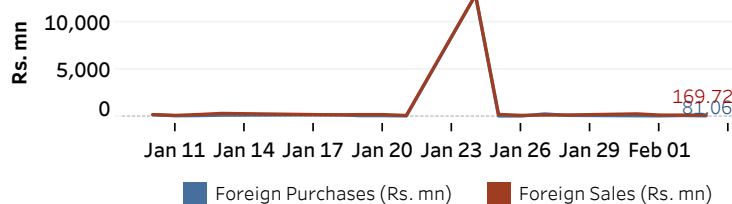
Source: Central Bank of Sri Lanka

Share Market

03-Feb-22		
ASPI	▲	12,762.60
S&P SL20	▲	4,333.76
Daily Turnover		
Rs. 6,468.13 mn		

Market Capitalisation Rs. 5,738.30 bn PE Ratio 14.3

Foreign Purchases and Sales



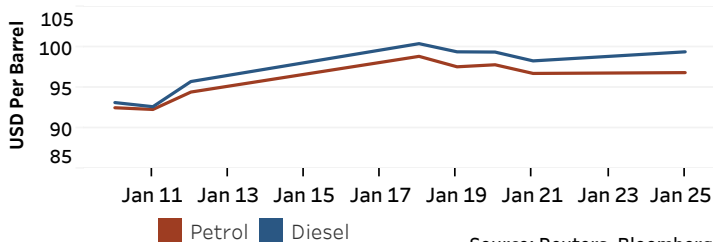
Source: Colombo Stock Exchange

Energy

USD per Barrel

Petroleum Products

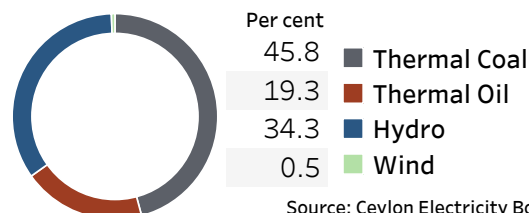
Crude Oil			Refined (Singapore Platts)		
07-Feb-22 *	01-Feb-22	31-Jan-22	Petrol	Diesel	Kerosene
Brent	WTI	OPEC			
93.85	92.55	90.46	102.50	104.24	102.75



Source: Reuters, Bloomberg

Electricity Generation

	03-Feb-22
Total Energy (GWh)	43.10
Peak Demand (MW)	2,276.60



Source: Ceylon Electricity Board