



Real GDP:2021 Q3 -1.5%

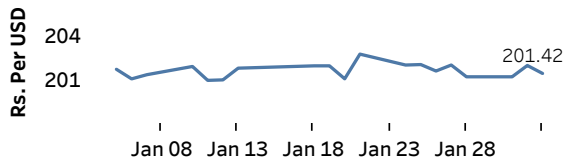
NCPI Y-o-Y Change:December 14.0%

CCPI Y-o-Y Change:January 14.2%

Exchange Rates

02-Feb-22	TT Buying	TT Selling
Rs. Per Unit		
USD	198.5008	202.9992
GBP	267.2001	275.6537
EUR	223.6185	232.1549
JPY	1.7201	1.7843

Indicative USD Spot Exchange Rate



Source: Central Bank of Sri Lanka

Gold Price

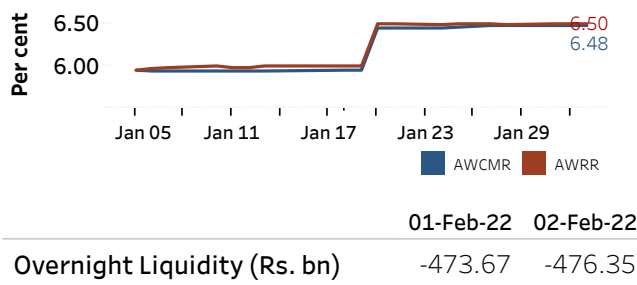


Source: Reuters

Money Market

Policy Rates: SDF Rate: 5.50% SLF Rate: 6.50% Bank Rate: 9.50% SRR: 4.00%

Overnight Money Market Rates



Yield Rates of T-Bills

	Primary Market 28-Jan-22	Secondary Market 01-Feb-22
91 Day	8.63	8.40
182 Day	8.55	8.29
364 Day	8.55	8.26

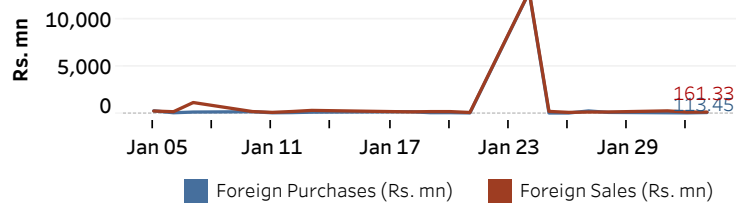
Source: Central Bank of Sri Lanka

Share Market

02-Feb-22	
ASPI	12,584.02
S&P SL20	4,221.16
Daily Turnover	
Rs. 8,930.07 mn	

Market Capitalisation	PE Ratio
Rs. 5,598.20 bn	13.9

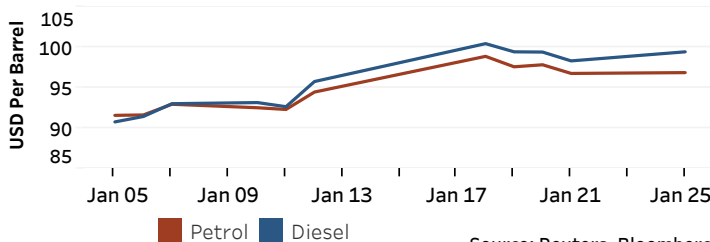
Foreign Purchases and Sales



Source: Colombo Stock Exchange

Energy

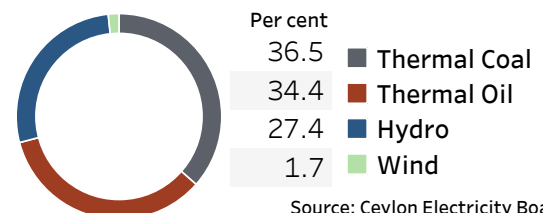
Crude Oil			Refined (Singapore Platts)		
03-Feb-22 *	01-Feb-22	31-Jan-22			
Brent	WTI	OPEC	Petrol	Diesel	Kerosene
89.02	87.64	90.46	102.50	104.24	102.75



Source: Reuters, Bloomberg

Electricity Generation

02-Feb-22	
Total Energy (GWh)	46.64
Peak Demand (MW)	2,631.70



Source: Ceylon Electricity Board