



Real GDP:2021 Q3 -1.5%

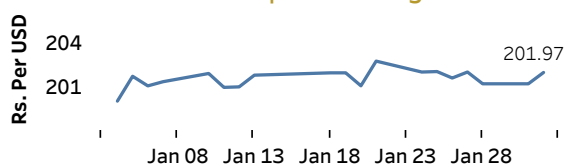
NCPI Y-o-Y Change:December 14.0%

CCPI Y-o-Y Change:January 14.2%

Exchange Rates

01-Feb-22	TT Buying	TT Selling
Rs. Per Unit		
USD	198.5008	202.9992
GBP	265.5305	273.9579
EUR	222.6575	231.1765
JPY	1.7147	1.7788

Indicative USD Spot Exchange Rate



Source: Central Bank of Sri Lanka

Gold Price

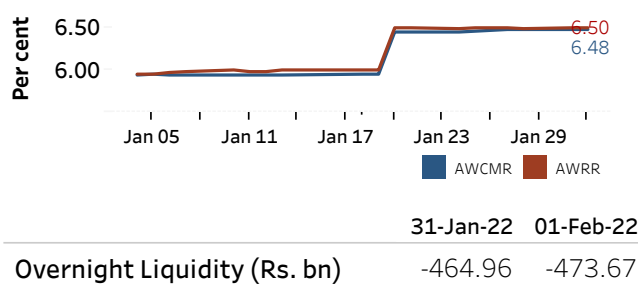


Source: Reuters

Money Market

Policy Rates: SDF Rate: 5.50% SLF Rate: 6.50% Bank Rate: 9.50% SRR: 4.00%

Overnight Money Market Rates



31-Jan-22 01-Feb-22

Overnight Liquidity (Rs. bn) -464.96 -473.67

Yield Rates of T-Bills

	Primary Market	Secondary Market
	28-Jan-22	31-Jan-22
91 Day	8.63	8.45
182 Day	8.55	8.30
364 Day	8.55	8.32

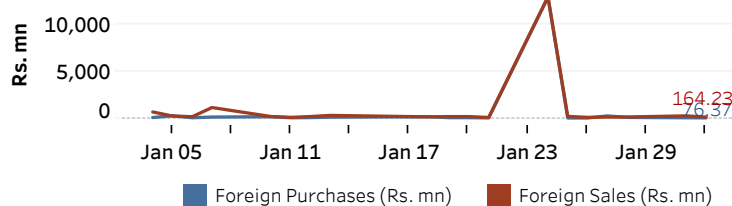
Source: Central Bank of Sri Lanka

Share Market

01-Feb-22	
ASPI	12,922.12
S&P SL20	4,344.42
Daily Turnover	
Rs. 9,706.51 mn	

Market Capitalisation	PE Ratio
Rs. 5,763.88 bn	14.3

Foreign Purchases and Sales



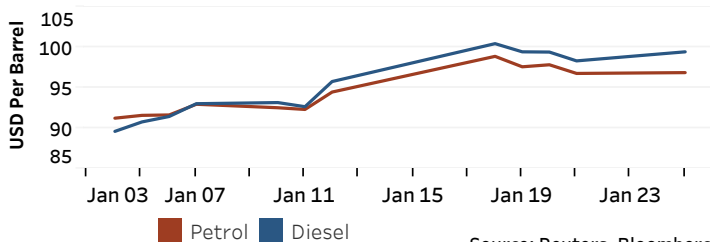
Source: Colombo Stock Exchange

Energy

USD per Barrel

Petroleum Products

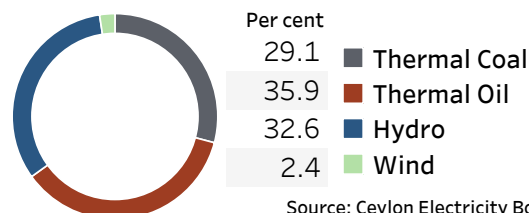
Crude Oil			Refined (Singapore Platts)		
02-Feb-22 *	31-Jan-22		31-Jan-22		
Brent	WTI	OPEC	Petrol	Diesel	Kerosene
89.52	88.54	90.89	102.50	104.24	102.75



Source: Reuters, Bloomberg

Electricity Generation

	01-Feb-22
Total Energy (GWh)	45.02
Peak Demand (MW)	2,418.50



Source: Ceylon Electricity Board