



Real GDP:2021 Q3 -1.5%

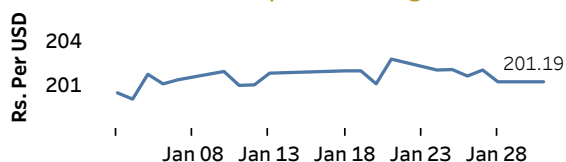
NCPI Y-o-Y Change:December 14.0%

CCPI Y-o-Y Change:January 14.2%

## Exchange Rates

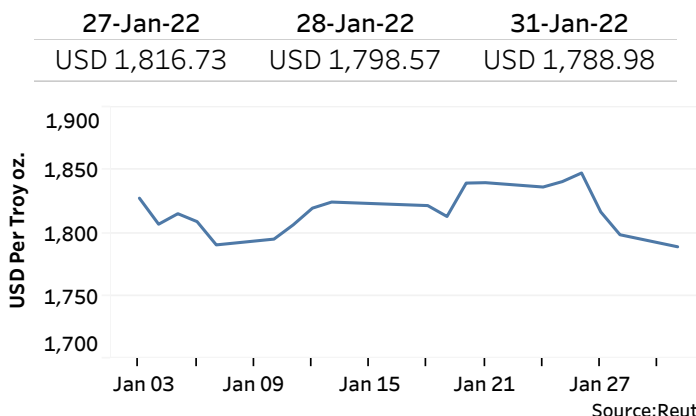
31-Jan-22	TT Buying	TT Selling
Rs. Per Unit		
USD	198.5008	202.9992
GBP	264.9507	273.3337
EUR	220.9993	229.5271
JPY	1.7084	1.7732

### Indicative USD Spot Exchange Rate



Source: Central Bank of Sri Lanka

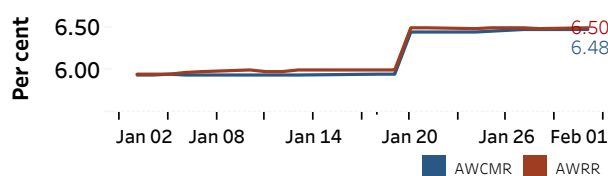
## Gold Price



## Money Market

Policy Rates: SDF Rate: 5.50% SLF Rate: 6.50% Bank Rate: 9.50% SRR: 4.00%

### Overnight Money Market Rates



### Yield Rates of T-Bills

	Primary Market	Secondary Market
	28-Jan-22	28-Jan-22
91 Day	8.63	8.59
182 Day	8.55	8.34
364 Day	8.55	8.29

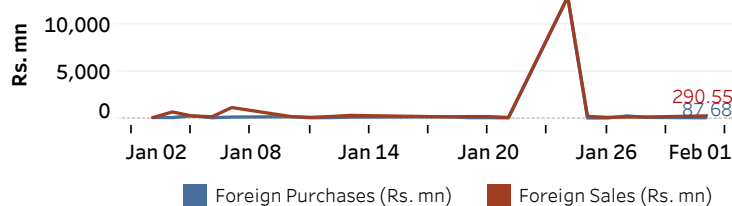
Source: Central Bank of Sri Lanka

	28-Jan-22	31-Jan-22
Overnight Liquidity (Rs. bn)	-458.96	-464.96

## Share Market

31-Jan-22		
ASPI	▲	13,009.50
S&P SL20	▲	4,397.57
Daily Turnover		
Rs. 6,934.25 mn		

### Foreign Purchases and Sales



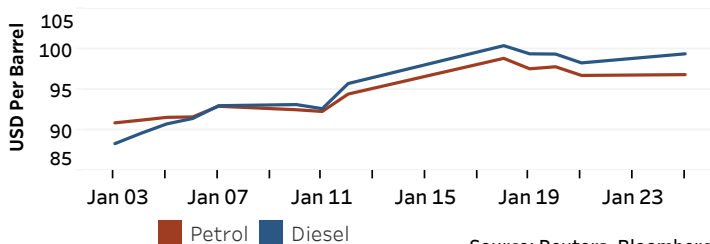
Source: Colombo Stock Exchange

Market Capitalisation	PE Ratio
Rs. 5,815.46 bn	14.5

## Energy

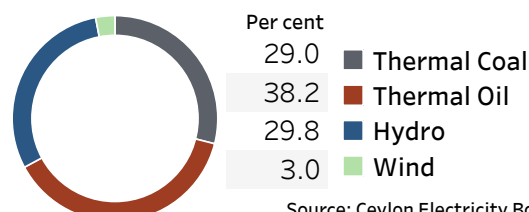
### Petroleum Products

Crude Oil			Refined (Singapore Platts)		
01-Feb-22 *	28-Jan-22		31-Jan-22		
Brent	WTI	OPEC	Petrol	Diesel	Kerosene
91.21	88.17	90.14	102.50	104.24	102.75



### Electricity Generation

	28-Jan-22
Total Energy (GWh)	45.32
Peak Demand (MW)	2,599.50



Source: Ceylon Electricity Board