



Real GDP:2021 Q3 -1.5%

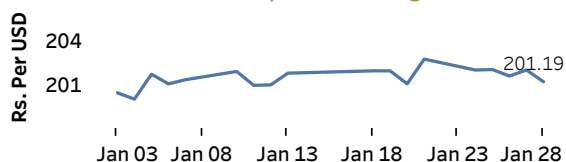
NCPI Y-o-Y Change:December 14.0%

CCPI Y-o-Y Change:December 12.1%

Exchange Rates

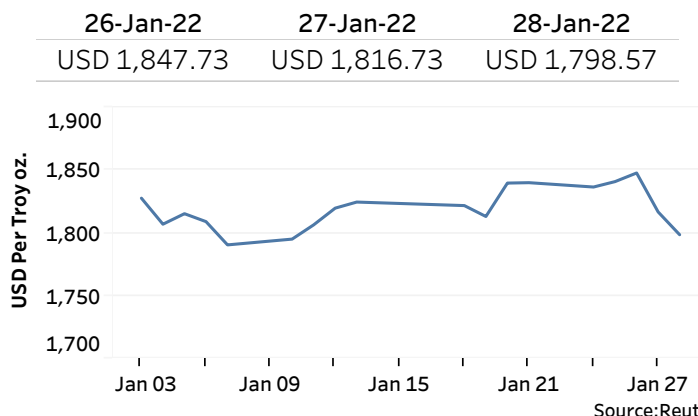
28-Jan-22	TT Buying	TT Selling
Rs. Per Unit		
USD	198.5008	202.9992
GBP	264.6122	272.9898
EUR	220.7904	229.3146
JPY	1.7093	1.7740

Indicative USD Spot Exchange Rate



Source: Central Bank of Sri Lanka

Gold Price

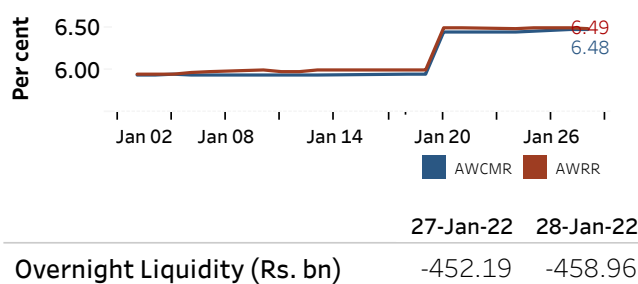


Source: Reuters

Money Market

Policy Rates: SDF Rate: 5.50% SLF Rate: 6.50% Bank Rate: 9.50% SRR: 4.00%

Overnight Money Market Rates



27-Jan-22 28-Jan-22

Overnight Liquidity (Rs. bn) -452.19 -458.96

Yield Rates of T-Bills

	Primary Market 21-Jan-22	Secondary Market 27-Jan-22
91 Day	8.49	8.45
182 Day	8.44	8.25
364 Day	8.48	8.29

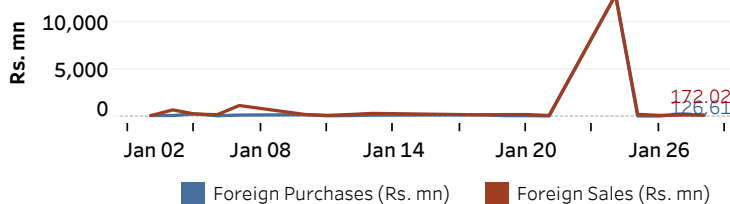
Source: Central Bank of Sri Lanka

Share Market

28-Jan-22	
ASPI	12,863.14
S&P SL20	4,380.55
Daily Turnover	
Rs. 6,387.77 mn	

Market Capitalisation	PE Ratio
Rs. 5,730.36 bn	14.2

Foreign Purchases and Sales



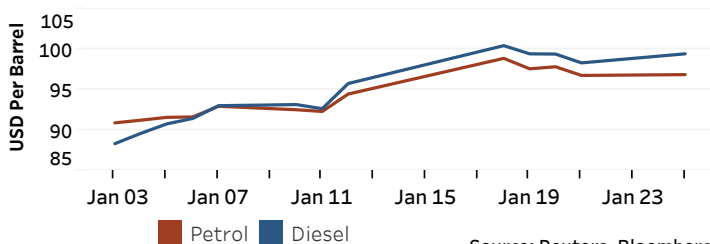
Source: Colombo Stock Exchange

Energy

USD per Barrel

Petroleum Products

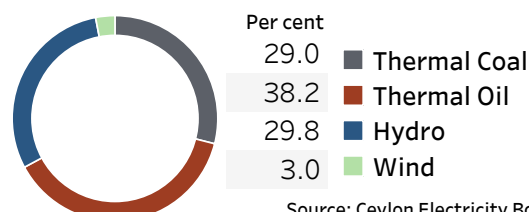
Crude Oil			Refined (Singapore Platts)		
31-Jan-22 *	27-Jan-22		28-Jan-22		
Brent	WTI	OPEC	Petrol	Diesel	Kerosene
91.26	88.04	90.20	101.50	103.65	102.31



Source: Reuters, Bloomberg

Electricity Generation

28-Jan-22	
Total Energy (GWh)	45.32
Peak Demand (MW)	2,599.50



Source: Ceylon Electricity Board