



Real GDP:2021 Q3 -1.5%

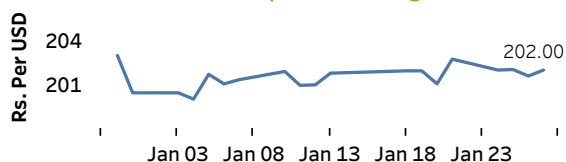
NCPI Y-o-Y Change:December 14.0%

CCPI Y-o-Y Change:December 12.1%

## Exchange Rates

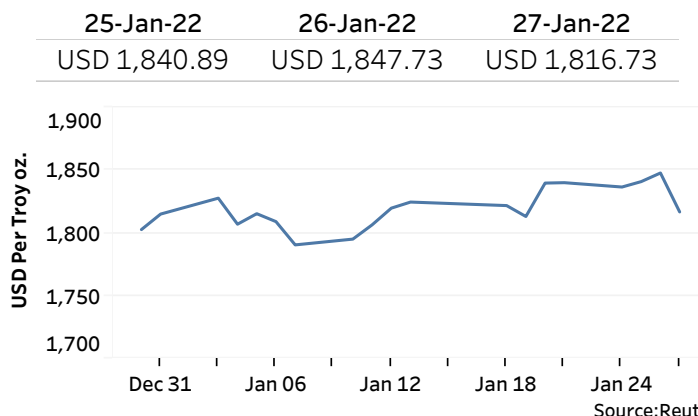
27-Jan-22	TT Buying	TT Selling
Rs. Per Unit		
USD	198.5008	202.9992
GBP	265.6477	274.0414
EUR	222.4859	231.0402
JPY	1.7232	1.7882

### Indicative USD Spot Exchange Rate



Source: Central Bank of Sri Lanka

## Gold Price

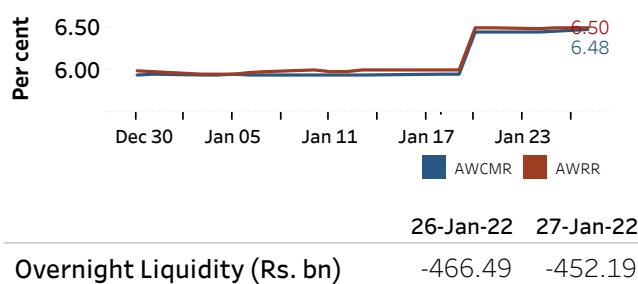


Source: Reuters

## Money Market

Policy Rates: SDF Rate: 5.50% SLF Rate: 6.50% Bank Rate: 9.50% SRR: 4.00%

### Overnight Money Market Rates



26-Jan-22 27-Jan-22

Overnight Liquidity (Rs. bn) -466.49 -452.19

### Yield Rates of T-Bills

	Primary Market	Secondary Market
	21-Jan-22	26-Jan-22
91 Day	8.49	8.11
182 Day	8.44	8.25
364 Day	8.48	8.29

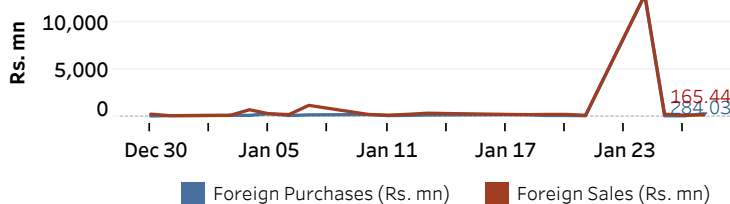
Source: Central Bank of Sri Lanka

## Share Market

27-Jan-22	
ASPI	12,885.70
S&P SL20	4,400.91
Daily Turnover	
Rs. 7,595.44 mn	

Market Capitalisation	PE Ratio
Rs. 5,732.94 bn	14.2

### Foreign Purchases and Sales



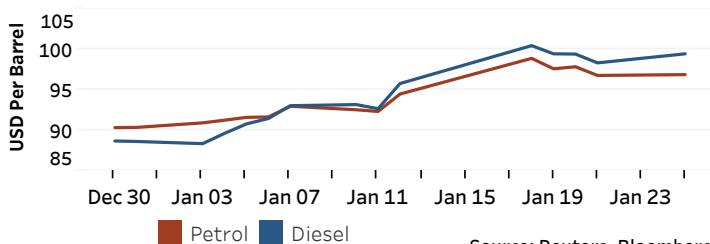
Source: Colombo Stock Exchange

## Energy

USD per Barrel

### Petroleum Products

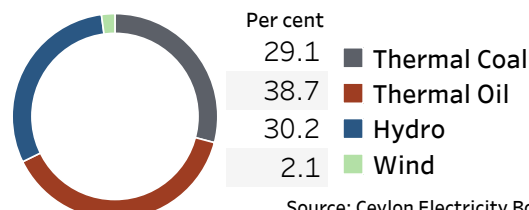
Crude Oil			Refined (Singapore Platts)		
28-Jan-22 *	26-Jan-22		27-Jan-22		
Brent	WTI	OPEC	Petrol	Diesel	Kerosene
89.64	86.97	89.35	101.53	102.35	101.18



Source: Reuters, Bloomberg

### Electricity Generation

	27-Jan-22
Total Energy (GWh)	45.08
Peak Demand (MW)	2,572.10



Source: Ceylon Electricity Board