



Real GDP:2021 Q3 -1.5%

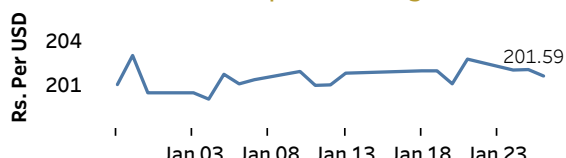
NCPI Y-o-Y Change:December 14.0%

CCPI Y-o-Y Change:December 12.1%

Exchange Rates

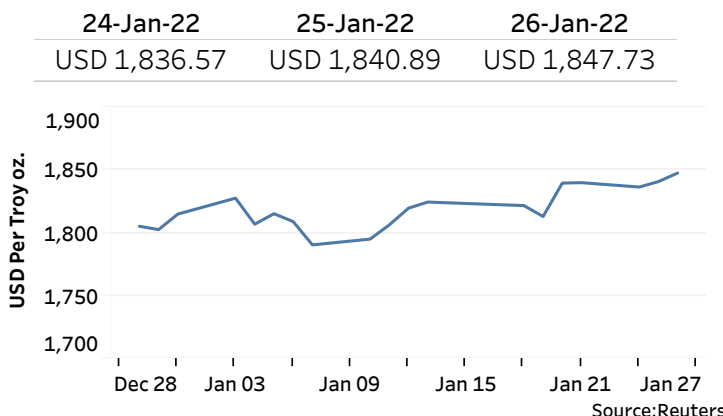
26-Jan-22	TT Buying	TT Selling
Rs. Per Unit		
USD	198.5008	202.9992
GBP	267.0714	275.4873
EUR	223.9675	232.5482
JPY	1.7326	1.7978

Indicative USD Spot Exchange Rate



Source: Central Bank of Sri Lanka

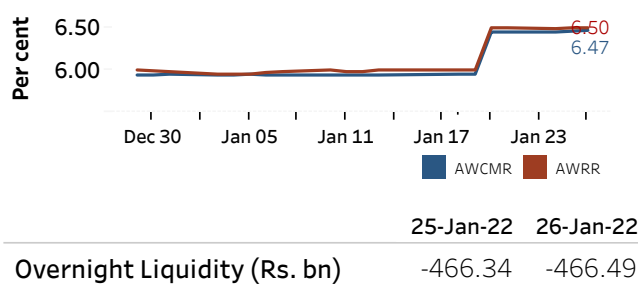
Gold Price



Money Market

Policy Rates: SDF Rate: 5.50% SLF Rate: 6.50% Bank Rate: 9.50% SRR: 4.00%

Overnight Money Market Rates



Yield Rates of T-Bills

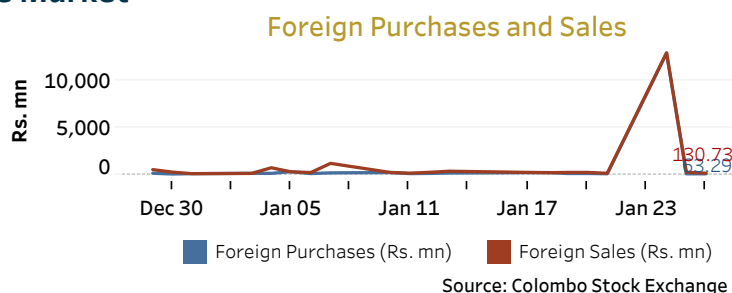
	Primary Market 21-Jan-22	Secondary Market 25-Jan-22
91 Day	8.49	7.84
182 Day	8.44	8.25
364 Day	8.48	8.29

Source: Central Bank of Sri Lanka

Share Market

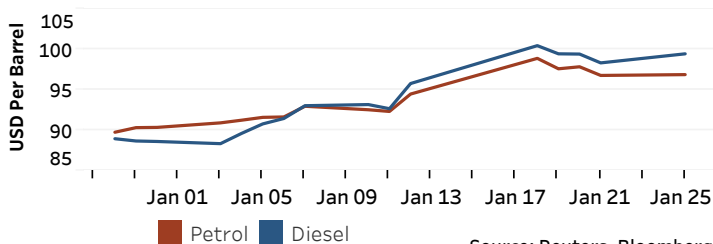
26-Jan-22	
ASPI	13,065.75
S&P SL20	4,478.34
Daily Turnover	
Rs. 5,340.61 mn	

Market Capitalisation	PE Ratio
Rs. 5,861.91 bn	14.6



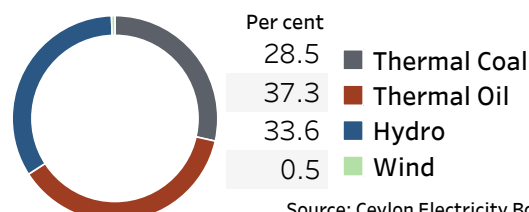
Energy

Crude Oil			Refined (Singapore Platts)		
27-Jan-22 *		25-Jan-22	26-Jan-22		
Brent	WTI	OPEC	Petrol	Diesel	Kerosene
89.60	86.97	87.35	100.01	100.63	99.19



Electricity Generation

26-Jan-22	
Total Energy (GWh)	45.94
Peak Demand (MW)	2,615.40



Source: Ceylon Electricity Board