

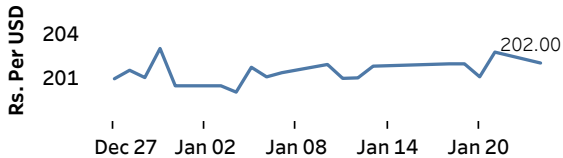


Real GDP 2021 Q3: -1.5%    NCPI Y-o-Y Change (2013=100) Dec: 14.0%    CCPI Y-o-Y Change (2013=100) Dec: 12.1%

### Exchange Rates

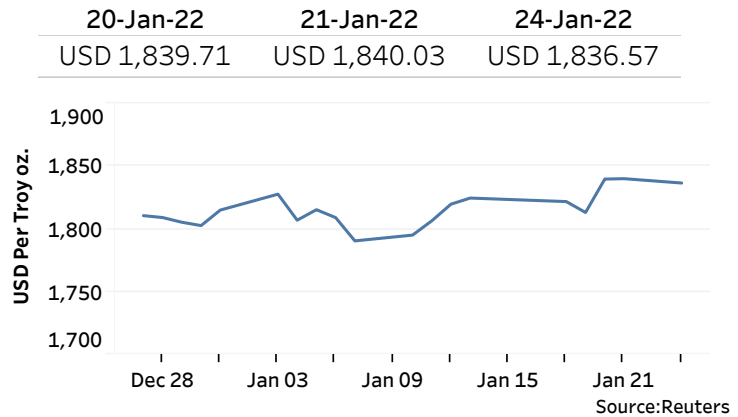
24-Jan-22	TT Buying	TT Selling
Rs. Per Unit		
USD	198.5008	202.9992
GBP	267.8876	276.3166
EUR	224.4946	233.0845
JPY	1.7332	1.7984

#### Indicative USD Spot Exchange Rate



Source: Central Bank of Sri Lanka

### Gold Price

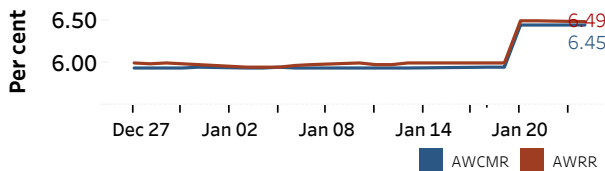


Source: Reuters

### Money Market

Policy Rates: SDF Rate: 5.50%    SLF Rate: 6.50%    Bank Rate: 9.50%    SRR: 4.00%

#### Overnight Money Market Rates



21-Jan-22    24-Jan-22

Overnight Liquidity (Rs. bn)    -448.37    -457.19

#### Yield Rates of T-Bills

	Primary Market	Secondary Market
	21-Jan-22	21-Jan-22
91 Day	8.49	8.42
182 Day	8.44	8.31
364 Day	8.48	8.36

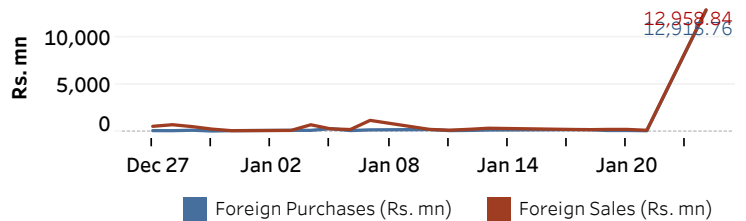
Source: Central Bank of Sri Lanka

### Share Market

24-Jan-22		
ASPI	▲	13,384.11
S&P SL20	▲	4,627.03
Daily Turnover		
Rs.18,423.46 mn		

Market Capitalisation    PE Ratio  
Rs. 6,016.47 bn    14.9

#### Foreign Purchases and Sales

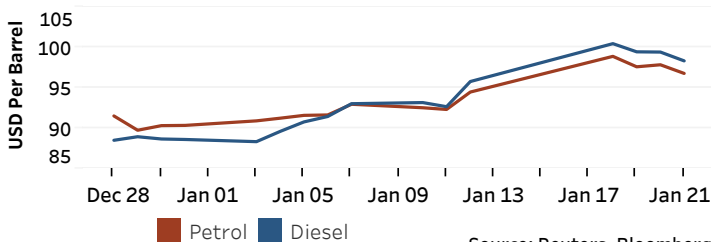


Source: Colombo Stock Exchange

### Energy

#### Petroleum Products

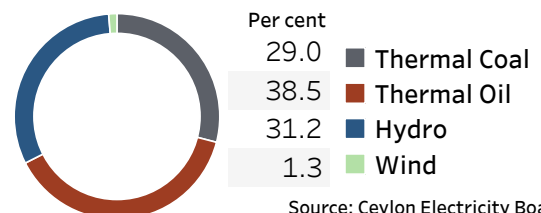
Crude Oil			Refined (Singapore Platts)		
25-Jan-22 *	21-Jan-22	24-Jan-22	24-Jan-22	24-Jan-22	24-Jan-22
Brent	WTI	OPEC	Petrol	Diesel	Kerosene
86.91	83.77	87.46	98.57	100.99	99.56



Source: Reuters, Bloomberg

#### Electricity Generation

24-Jan-22	
Total Energy (GWh)	45.17
Peak Demand (MW)	2,526.70



Source: Ceylon Electricity Board