

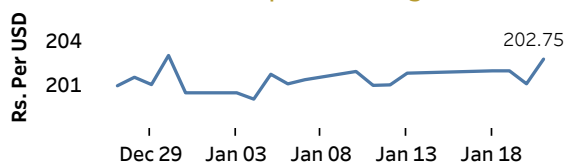


Real GDP 2021 Q3: -1.5%    NCPI Y-o-Y Change (2013=100) Dec: 14.0%    CCPI Y-o-Y Change (2013=100) Dec: 12.1%

### Exchange Rates

21-Jan-22	TT Buying	TT Selling
Rs. Per Unit		
USD	198.5008	202.9992
GBP	268.5747	277.0141
EUR	224.1121	232.9417
JPY	1.7334	1.7986

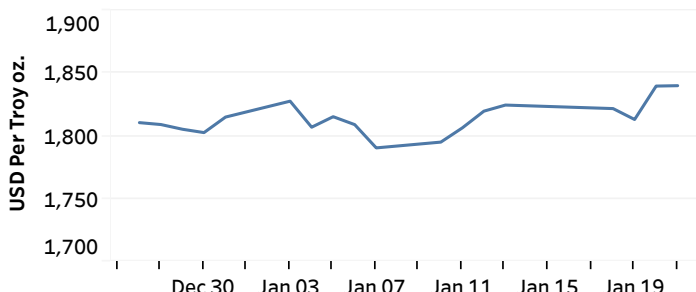
#### Indicative USD Spot Exchange Rate



Source: Central Bank of Sri Lanka

### Gold Price

19-Jan-22	20-Jan-22	21-Jan-22
USD 1,813.11	USD 1,839.71	USD 1,840.03

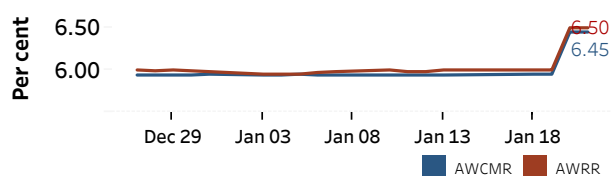


Source: Reuters

### Money Market

Policy Rates: SDF Rate: 5.50%    SLF Rate: 6.50%    Bank Rate: 9.50%    SRR: 4.00%

#### Overnight Money Market Rates



20-Jan-22    21-Jan-22

Overnight Liquidity (Rs. bn)    -440.99    -448.37

#### Yield Rates of T-Bills

	Primary Market 13-Jan-22	Secondary Market 20-Jan-22
91 Day	8.38	8.30
182 Day	8.40	8.24
364 Day	8.44	8.21

Source: Central Bank of Sri Lanka

### Share Market

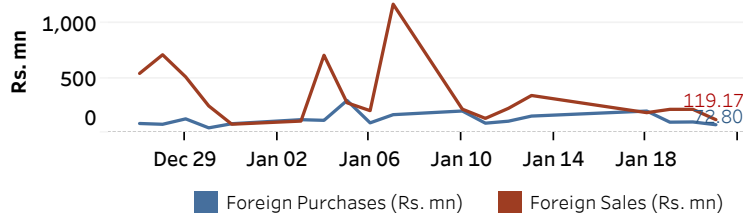
21-Jan-22		
ASPI	▲	13,371.61
S&P SL20	▲	4,604.99

#### Daily Turnover

Rs. 4,952.44 mn

Market Capitalisation	PE Ratio
Rs. 6,017.44 bn	15.0

#### Foreign Purchases and Sales

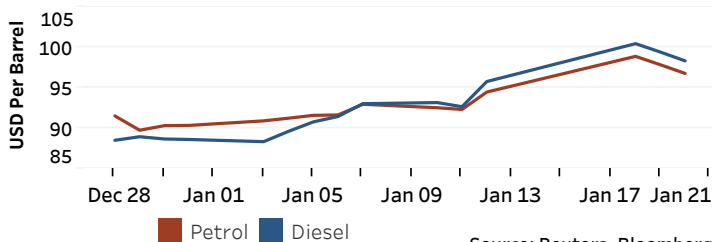


Source: Colombo Stock Exchange

### Energy

#### Petroleum Products

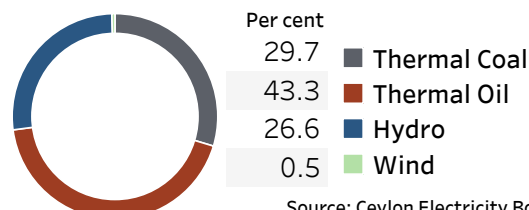
Crude Oil			Refined (Singapore Platts)		
24-Jan-22 *	20-Jan-22		21-Jan-22		
Brent	WTI	OPEC	Petrol	Diesel	Kerosene
88.80	86.02	88.55	96.78	98.33	96.55



Source: Reuters, Bloomberg

#### Electricity Generation

21-Jan-22	
Total Energy (GWh)	44.22
Peak Demand (MW)	2,572.70



Source: Ceylon Electricity Board