

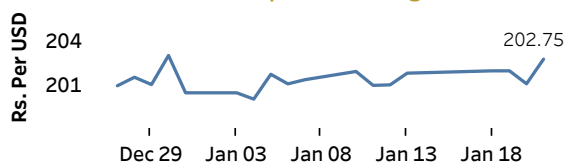


Real GDP 2021 Q3: -1.5%    NCPI Y-o-Y Change (2013=100) Dec: 14.0%    CCPI Y-o-Y Change (2013=100) Dec: 12.1%

## Exchange Rates

21-Jan-22	TT Buying	TT Selling
Rs. Per Unit		
USD	198.5008	202.9992
GBP	268.5747	277.0141
EUR	224.1121	232.9417
JPY	1.7334	1.7986

### Indicative USD Spot Exchange Rate



Source: Central Bank of Sri Lanka

## Gold Price

19-Jan-22	20-Jan-22	21-Jan-22
USD 1,813.11	USD 1,839.71	USD 1,840.03

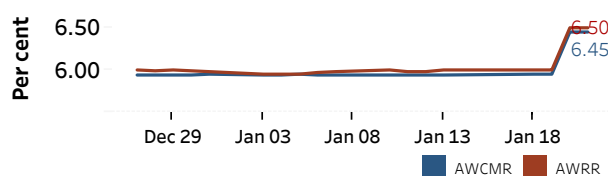


Source: Reuters

## Money Market

Policy Rates: SDF Rate: 5.50%    SLF Rate: 6.50%    Bank Rate: 9.50%    SRR: 4.00%

### Overnight Money Market Rates



20-Jan-22    21-Jan-22

Overnight Liquidity (Rs. bn)	20-Jan-22	21-Jan-22
	-440.99	-448.37

### Yield Rates of T-Bills

	Primary Market 13-Jan-22	Secondary Market 20-Jan-22
91 Day	8.38	8.30
182 Day	8.40	8.24
364 Day	8.44	8.21

Source: Central Bank of Sri Lanka

## Share Market

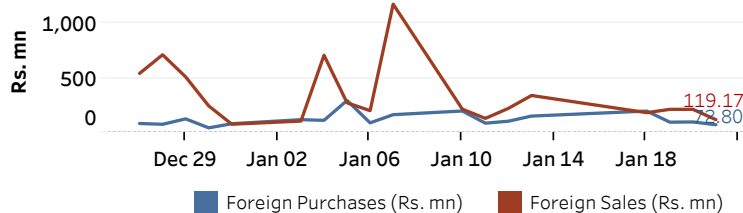
	21-Jan-22
ASPI	▲ 13,371.61
S&P SL20	▲ 4,604.99

### Daily Turnover

Rs. 4,952.44 mn

Market Capitalisation	PE Ratio
Rs. 6,017.44 bn	15.0

### Foreign Purchases and Sales

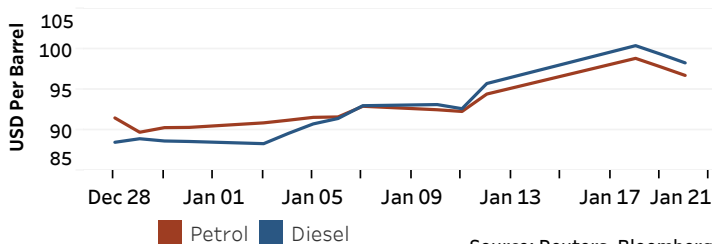


Source: Colombo Stock Exchange

## Energy

### Petroleum Products

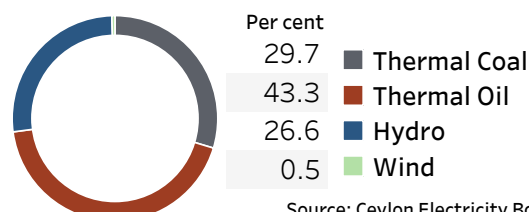
Crude Oil			Refined (Singapore Platts)		
21-Jan-22 *	19-Jan-22		20-Jan-22		
Brent	WTI	OPEC	Petrol	Diesel	Kerosene
88.80	86.02	88.55	96.78	98.33	96.55



Source: Reuters, Bloomberg

### Electricity Generation

	21-Jan-22
Total Energy (GWh)	44.22
Peak Demand (MW)	2,572.70



Source: Ceylon Electricity Board