

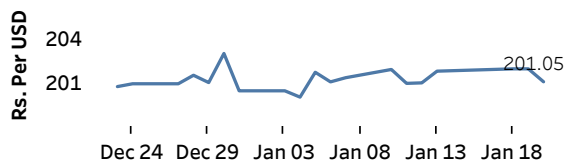


Real GDP 2021 Q3: -1.5% NCPI Y-o-Y Change (2013=100) Nov: 11.1% CCPI Y-o-Y Change (2013=100) Dec: 12.1%

Exchange Rates

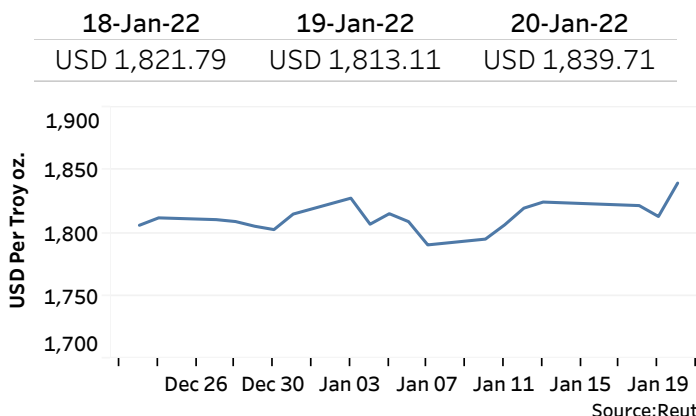
20-Jan-22	TT Buying	TT Selling
Rs. Per Unit		
USD	198.5008	202.9992
GBP	269.2675	277.7162
EUR	224.9587	233.8008
JPY	1.7267	1.7917

Indicative USD Spot Exchange Rate



Source: Central Bank of Sri Lanka

Gold Price

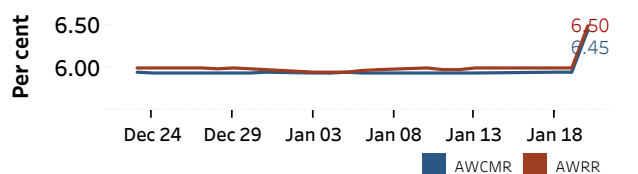


Source: Reuters

Money Market

Policy Rates: SDF Rate: 5.50% SLF Rate: 6.50% Bank Rate: 9.50% SRR: 4.00%

Overnight Money Market Rates



19-Jan-22 20-Jan-22

Overnight Liquidity (Rs. bn) -414.54 -440.99

Yield Rates of T-Bills

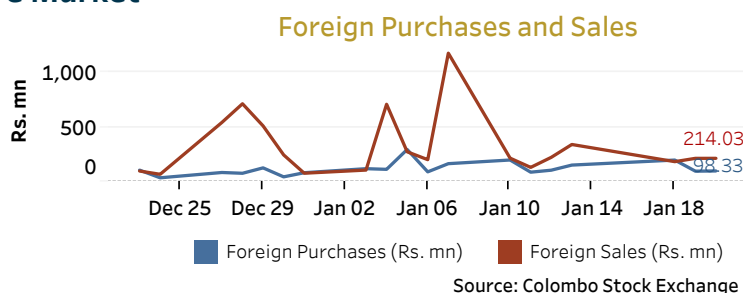
	Primary Market 13-Jan-22	Secondary Market 19-Jan-22
91 Day	8.38	8.24
182 Day	8.40	8.24
364 Day	8.44	8.31

Source: Central Bank of Sri Lanka

Share Market

20-Jan-22	
ASPI	▼ 13,361.17
S&P SL20	▼ 4,604.80
Daily Turnover	
Rs. 7,077.71 mn	

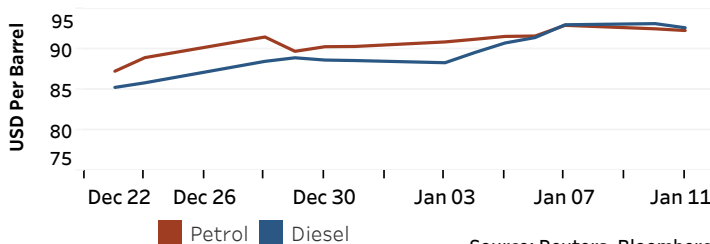
Market Capitalisation	PE Ratio
Rs. 6,002.20 bn	14.9



Source: Colombo Stock Exchange

Energy

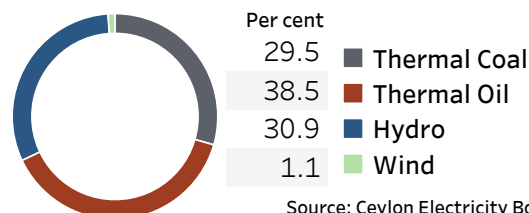
Crude Oil			Refined (Singapore Platts)		
21-Jan-22 *	19-Jan-22		20-Jan-22		
Brent	WTI	OPEC	Petrol	Diesel	Kerosene
85.92	86.90	88.50	97.85	99.42	98.02



Source: Reuters, Bloomberg

Electricity Generation

	20-Jan-22
Total Energy (GWh)	45.14
Peak Demand (MW)	2,624.80



Source: Ceylon Electricity Board