

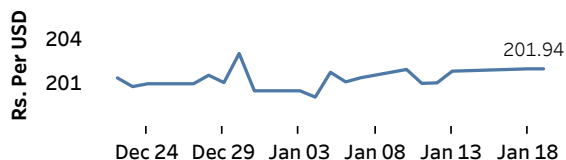


Real GDP 2021 Q3: -1.5% NCPI Y-o-Y Change (2013=100) Nov: 11.1% CCPI Y-o-Y Change (2013=100) Dec: 12.1%

Exchange Rates

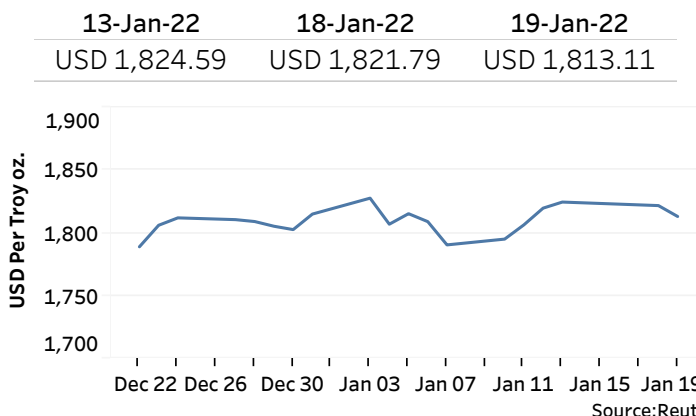
19-Jan-22	TT Buying	TT Selling
Rs. Per Unit		
USD	198.5008	202.9992
GBP	268.6543	277.0951
EUR	224.2415	233.0732
JPY	1.7201	1.7851

Indicative USD Spot Exchange Rate



Source: Central Bank of Sri Lanka

Gold Price

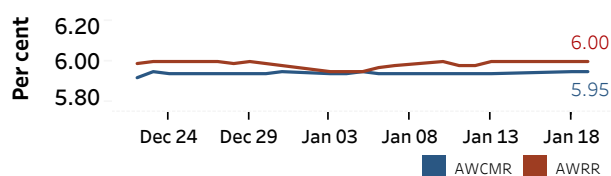


Source: Reuters

Money Market

Policy Rates: SDF Rate: 5.00% SLF Rate: 6.00% Bank Rate: 9.00% SRR: 4.00%

Overnight Money Market Rates



18-Jan-22 19-Jan-22

Overnight Liquidity (Rs. bn) -382.63 -414.54

Yield Rates of T-Bills

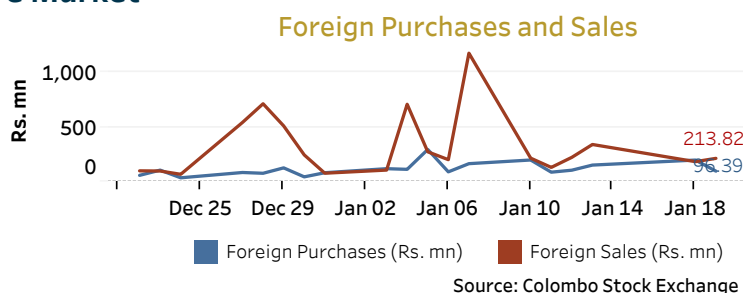
	Primary Market	Secondary Market
	13-Jan-22	18-Jan-22
91 Day	8.38	8.43
182 Day	8.40	8.39
364 Day	8.44	8.28

Source: Central Bank of Sri Lanka

Share Market

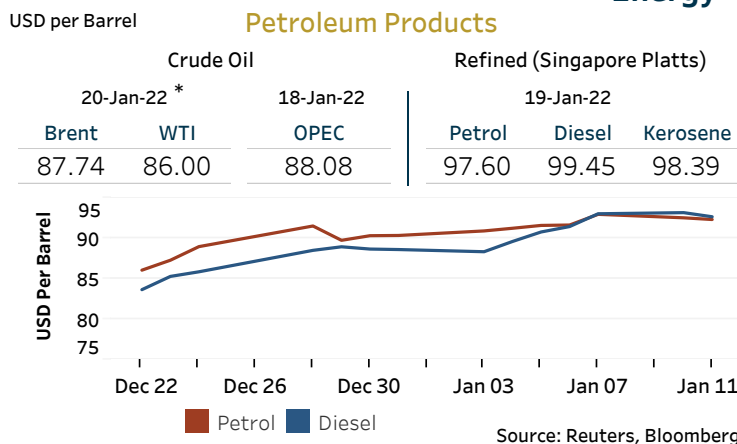
19-Jan-22		
ASPI	▲	13,462.39
S&P SL20	▲	4,623.95
Daily Turnover		
Rs. 5,566.54 mn		

Market Capitalisation	PE Ratio
Rs. 6,047.67 bn	15.0



Source: Colombo Stock Exchange

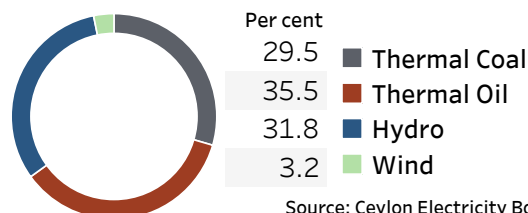
Energy



Source: Reuters, Bloomberg

Electricity Generation

19-Jan-22	
Total Energy (GWh)	44.70
Peak Demand (MW)	2,377.30



Source: Ceylon Electricity Board