

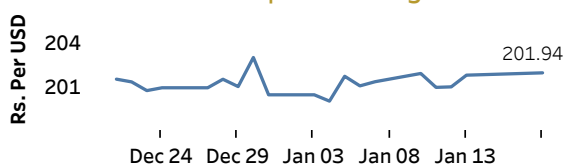


Real GDP 2021 Q3: -1.5%    NCPI Y-o-Y Change (2013=100) Nov: 11.1%    CCPI Y-o-Y Change (2013=100) Dec: 12.1%

## Exchange Rates

18-Jan-22	TT Buying	TT Selling
Rs. Per Unit		
USD	198.5008	202.9992
GBP	269.8148	278.2725
EUR	226.1464	235.0108
JPY	1.7232	1.7882

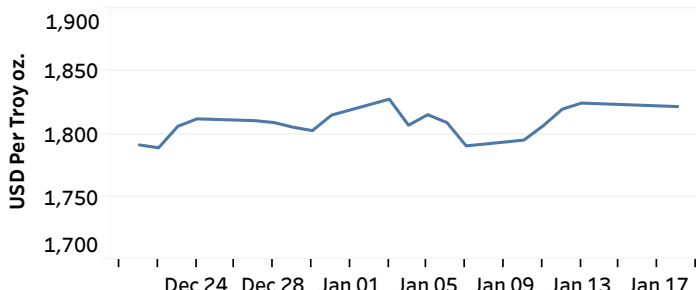
### Indicative USD Spot Exchange Rate



Source: Central Bank of Sri Lanka

## Gold Price

12-Jan-22	13-Jan-22	18-Jan-22
USD 1,819.75	USD 1,824.59	USD 1,821.79

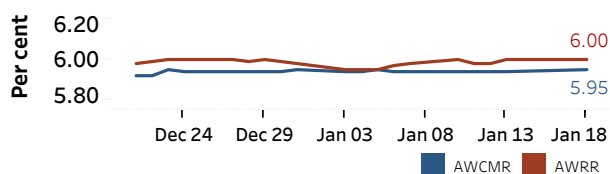


Source: Reuters

## Money Market

Policy Rates: SDF Rate: 5.00%    SLF Rate: 6.00%    Bank Rate: 9.00%    SRR: 4.00%

### Overnight Money Market Rates



13-Jan-22    18-Jan-22

Overnight Liquidity (Rs. bn)    -364.93    -382.63

### Yield Rates of T-Bills

	Primary Market	Secondary Market
	13-Jan-22	13-Jan-22
91 Day	8.38	6.79
182 Day	8.40	8.19
364 Day	8.44	8.07

Source: Central Bank of Sri Lanka

## Share Market

18-Jan-22		
ASPI	▲	13,457.20
S&P SL20	▲	4,618.26

### Daily Turnover

Rs. 7,110.91 mn

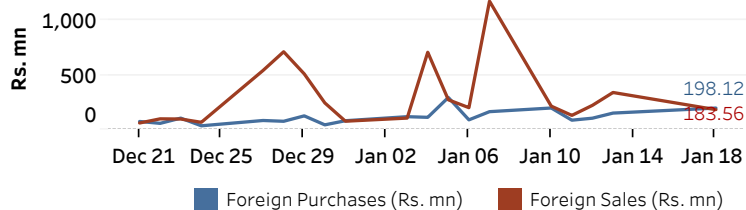
### Market Capitalisation

Rs. 6,045.34 bn

### PE Ratio

15.0

### Foreign Purchases and Sales



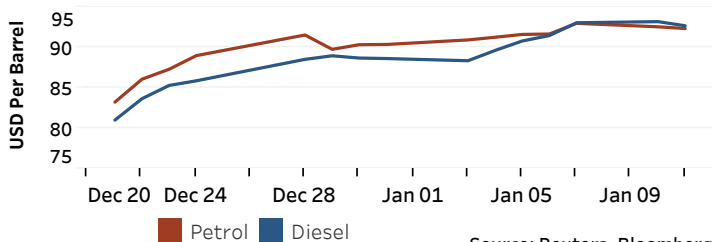
Source: Colombo Stock Exchange

## Energy

USD per Barrel

### Petroleum Products

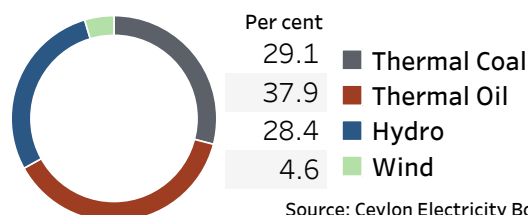
Crude Oil			Refined (Singapore Platts)		
19-Jan-22 *	13-Jan-22	18-Jan-22			
Brent	WTI	OPEC	Petrol	Diesel	Kerosene
88.91	87.00	84.72	98.89	100.46	99.81



Source: Reuters, Bloomberg

### Electricity Generation

18-Jan-22	
Total Energy (GWh)	45.41
Peak Demand (MW)	2,647.50



Source: Ceylon Electricity Board