

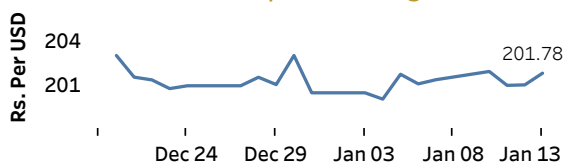


Real GDP 2021 Q3: -1.5% NCPI Y-o-Y Change (2013=100) Nov: 11.1% CCPI Y-o-Y Change (2013=100) Dec: 12.1%

Exchange Rates

| 13-Jan-22 | TT Buying | TT Selling |
|--------------|-----------|------------|
| Rs. Per Unit | | |
| USD | 198.5008 | 202.9992 |
| GBP | 270.8847 | 279.3595 |
| EUR | 226.6307 | 235.5041 |
| JPY | 1.7219 | 1.7869 |

Indicative USD Spot Exchange Rate



Source: Central Bank of Sri Lanka

Gold Price

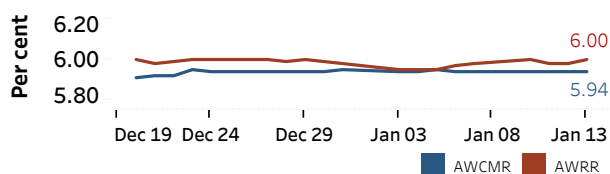


Source: Reuters

Money Market

Policy Rates: SDF Rate: 5.00% SLF Rate: 6.00% Bank Rate: 9.00% SRR: 4.00%

Overnight Money Market Rates



12-Jan-22 13-Jan-22

Overnight Liquidity (Rs. bn) -363.95 -364.93

Yield Rates of T-Bills

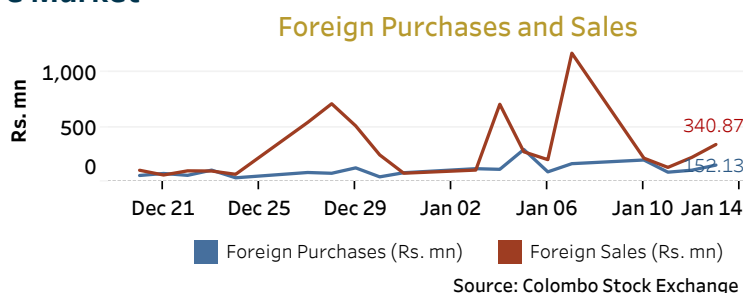
| | Primary Market | Secondary Market |
|---------|----------------|------------------|
| | 07-Jan-22 | 12-Jan-22 |
| 91 Day | 8.26 | 6.92 |
| 182 Day | 8.30 | 8.15 |
| 364 Day | 8.39 | 8.07 |

Source: Central Bank of Sri Lanka

Share Market

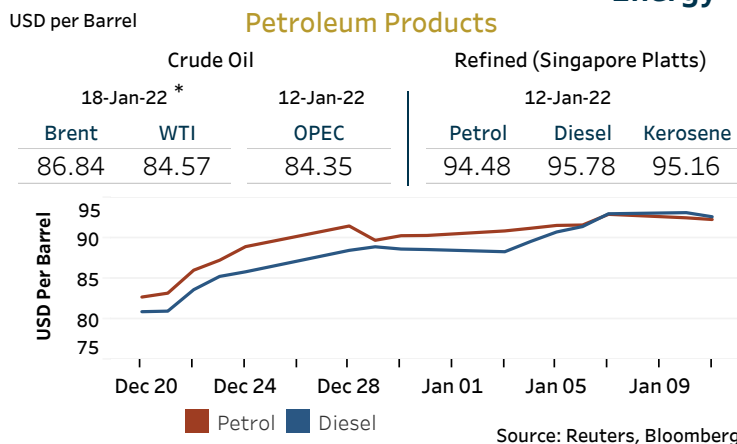
| 13-Jan-22 | | |
|-----------------|---|-----------|
| ASPI | ▲ | 13,338.49 |
| S&P SL20 | ▲ | 4,554.94 |
| Daily Turnover | | |
| Rs. 7,069.65 mn | | |

| Market Capitalisation | PE Ratio |
|-----------------------|----------|
| Rs. 5,991.21 bn | 14.9 |



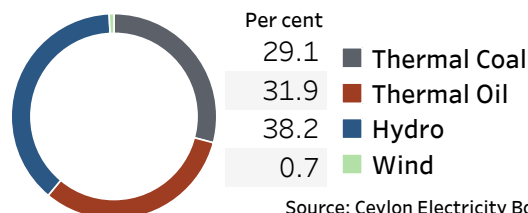
Source: Colombo Stock Exchange

Energy



Electricity Generation

| | 13-Jan-22 |
|--------------------|-----------|
| Total Energy (GWh) | 45.02 |
| Peak Demand (MW) | 2,363.80 |



Source: Ceylon Electricity Board