

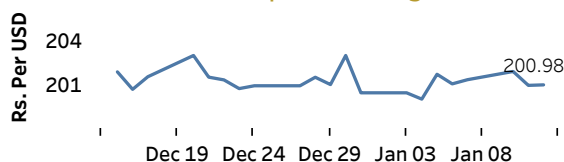


Real GDP 2021 Q3: -1.5% NCPI Y-o-Y Change (2013=100) Nov: 11.1% CCPI Y-o-Y Change (2013=100) Dec: 12.1%

Exchange Rates

| 12-Jan-22 | TT Buying | TT Selling |
|--------------|-----------|------------|
| Rs. Per Unit | | |
| USD | 198.5008 | 202.9992 |
| GBP | 269.3905 | 277.8432 |
| EUR | 225.2398 | 234.0892 |
| JPY | 1.7115 | 1.7763 |

Indicative USD Spot Exchange Rate



Source: Central Bank of Sri Lanka

Gold Price

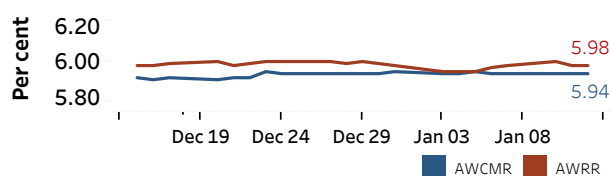


Source: Reuters

Money Market

Policy Rates: SDF Rate: 5.00% SLF Rate: 6.00% Bank Rate: 9.00% SRR: 4.00%

Overnight Money Market Rates



11-Jan-22 12-Jan-22

Overnight Liquidity (Rs. bn) -334.11 -363.95

Yield Rates of T-Bills

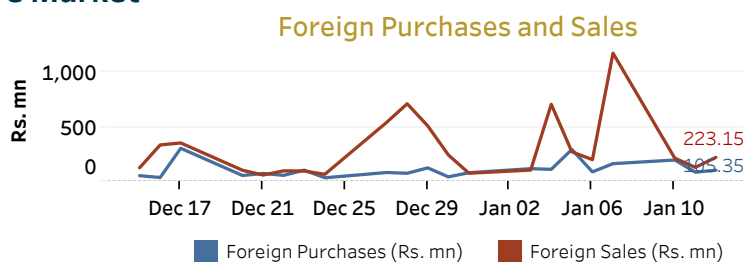
| | Primary Market 07-Jan-22 | Secondary Market 11-Jan-22 |
|---------|-----------------------------|-------------------------------|
| 91 Day | 8.26 | 6.92 |
| 182 Day | 8.30 | 8.15 |
| 364 Day | 8.39 | 8.07 |

Source: Central Bank of Sri Lanka

Share Market

| 12-Jan-22 | |
|-----------------|-------------|
| ASPI | ▲ 13,122.95 |
| S&P SL20 | ▼ 4,490.83 |
| Daily Turnover | |
| Rs. 7,771.01 mn | |

| Market Capitalisation | PE Ratio |
|-----------------------|----------|
| Rs. 5,894.39 bn | 14.6 |

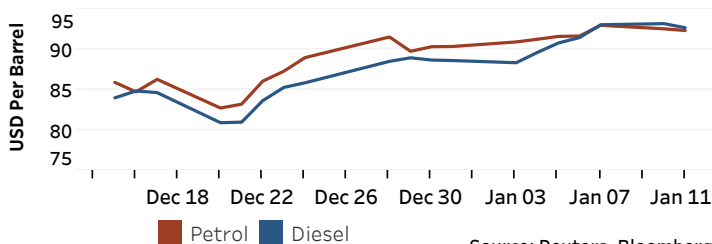


Source: Colombo Stock Exchange

Energy

Petroleum Products

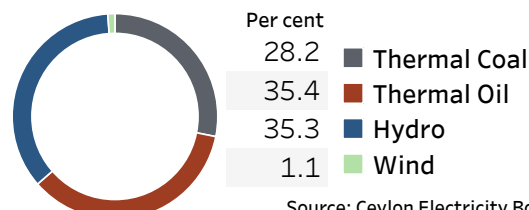
| Crude Oil | | | Refined (Singapore Platts) | | |
|-------------|-----------|-------|----------------------------|--------|----------|
| 13-Jan-22 * | 11-Jan-22 | | 12-Jan-22 | | |
| Brent | WTI | OPEC | Petrol | Diesel | Kerosene |
| 84.64 | 82.61 | 82.13 | 94.48 | 95.78 | 95.16 |



Source: Reuters, Bloomberg

Electricity Generation

| | 12-Jan-22 |
|--------------------|-----------|
| Total Energy (GWh) | 46.57 |
| Peak Demand (MW) | 2,649.70 |



Source: Ceylon Electricity Board