

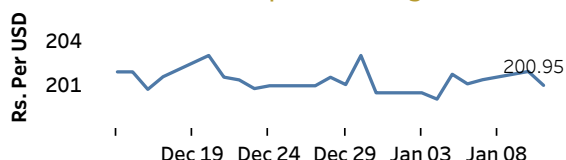


Real GDP 2021 Q3: -1.5%    NCPI Y-o-Y Change (2013=100) Nov: 11.1%    CCPI Y-o-Y Change (2013=100) Dec: 12.1%

## Exchange Rates

Rs. Per Unit	TT Buying	TT Selling
USD	198.5008	202.9992
GBP	268.4600	276.8981
EUR	224.6494	233.4879
JPY	1.7106	1.7754

### Indicative USD Spot Exchange Rate



Source: Central Bank of Sri Lanka

## Gold Price

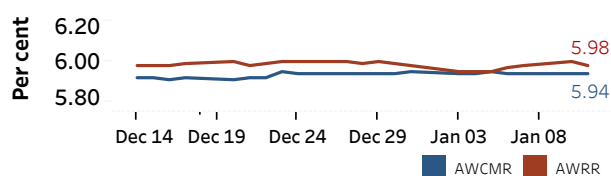


Source: Reuters

## Money Market

Policy Rates: SDF Rate: 5.00%    SLF Rate: 6.00%    Bank Rate: 9.00%    SRR: 4.00%

### Overnight Money Market Rates



10-Jan-22    11-Jan-22

Overnight Liquidity (Rs. bn)    -324.51    -334.11

### Yield Rates of T-Bills

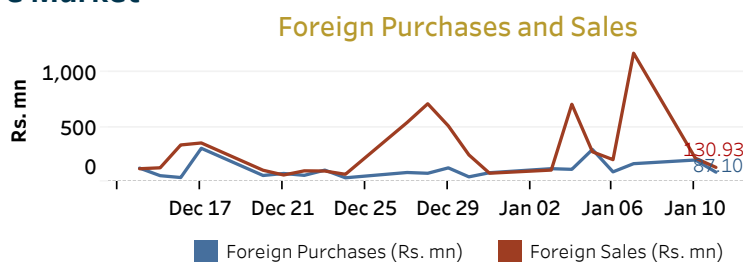
	Primary Market	Secondary Market
	07-Jan-22	10-Jan-22
91 Day	8.26	8.43
182 Day	8.30	8.15
364 Day	8.39	8.07

Source: Central Bank of Sri Lanka

## Share Market

	11-Jan-22
ASPI	13,079.65
S&P SL20	4,518.94
Daily Turnover	Rs. 7,938.93 mn

Market Capitalisation	PE Ratio
Rs. 5,874.94 bn	14.6

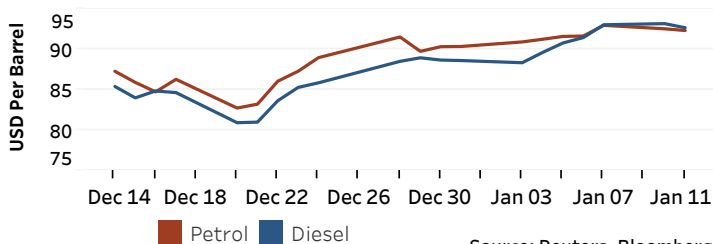


Source: Colombo Stock Exchange

## Energy

### Petroleum Products

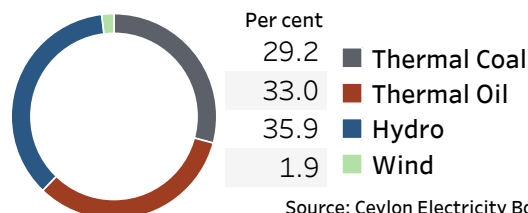
Crude Oil			Refined (Singapore Platts)		
12-Jan-22 *	10-Jan-22	11-Jan-22	11-Jan-22		
Brent	WTI	OPEC	Petrol	Diesel	Kerosene
83.91	81.56	81.75	92.33	92.67	92.17



Source: Reuters, Bloomberg

### Electricity Generation

	11-Jan-22
Total Energy (GWh)	45.06
Peak Demand (MW)	2,321.00



Source: Ceylon Electricity Board