

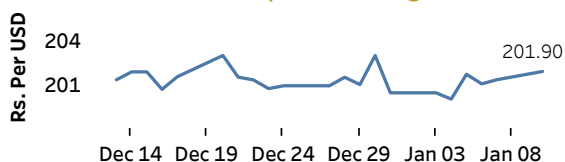


Real GDP 2021 Q3: -1.5%    NCPI Y-o-Y Change (2013=100) Nov: 11.1%    CCPI Y-o-Y Change (2013=100) Dec: 12.1%

## Exchange Rates

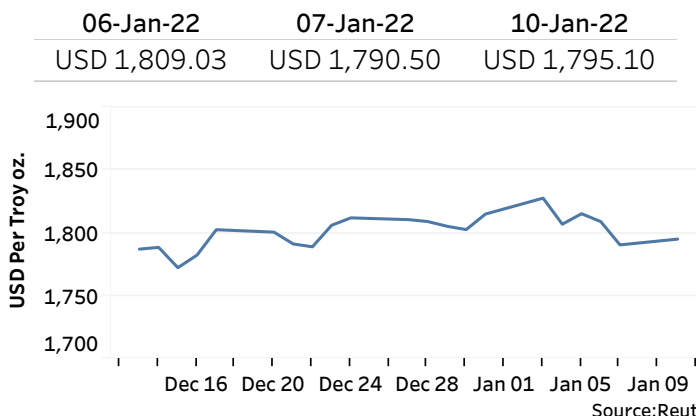
10-Jan-22	TT Buying	TT Selling
Rs. Per Unit		
USD	198.5008	202.9992
GBP	268.5504	276.9884
EUR	224.7741	233.6141
JPY	1.7056	1.7703

### Indicative USD Spot Exchange Rate



Source: Central Bank of Sri Lanka

## Gold Price

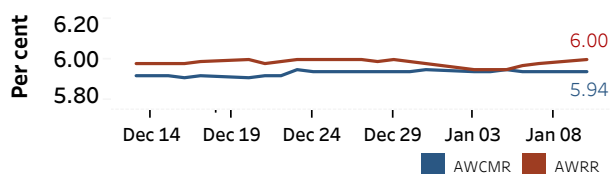


Source: Reuters

## Money Market

Policy Rates: SDF Rate: 5.00%    SLF Rate: 6.00%    Bank Rate: 9.00%    SRR: 4.00%

### Overnight Money Market Rates



07-Jan-22    10-Jan-22

Overnight Liquidity (Rs. bn)    -324.45    -324.51

### Yield Rates of T-Bills

	Primary Market	Secondary Market
	07-Jan-22	07-Jan-22
91 Day	8.26	8.22
182 Day	8.30	8.24
364 Day	8.39	8.11

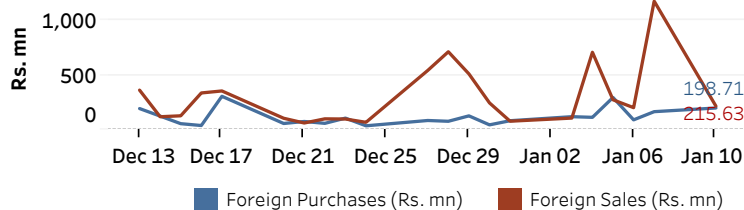
Source: Central Bank of Sri Lanka

## Share Market

	10-Jan-22
ASPI	13,117.07
S&P SL20	4,544.43
Daily Turnover	Rs. 8,811.27 mn

Market Capitalisation	PE Ratio
Rs. 5,891.75 bn	14.6

### Foreign Purchases and Sales



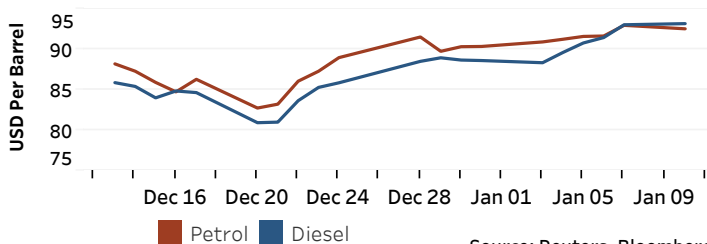
Source: Colombo Stock Exchange

## Energy

USD per Barrel

### Petroleum Products

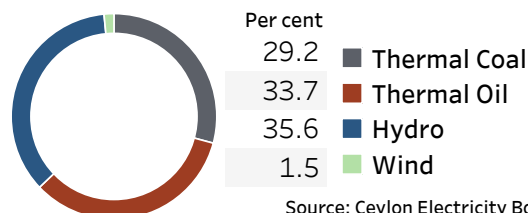
Crude Oil			Refined (Singapore Platts)		
11-Jan-22 *	07-Jan-22		10-Jan-22		
Brent	WTI	OPEC	Petrol	Diesel	Kerosene
81.18	78.62	82.14	92.54	93.18	92.02



Source: Reuters, Bloomberg

### Electricity Generation

	10-Jan-22
Total Energy (GWh)	44.86
Peak Demand (MW)	2,571.10



Source: Ceylon Electricity Board