

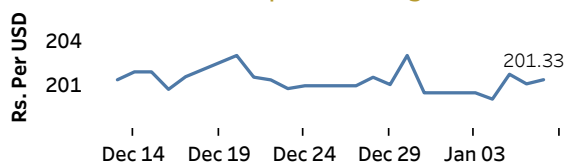


Real GDP 2021 Q3: -1.5% NCPI Y-o-Y Change (2013=100) Nov: 11.1% CCPI Y-o-Y Change (2013=100) Dec: 12.1%

Exchange Rates

| Rs. Per Unit | TT Buying | TT Selling |
|--------------|-----------|------------|
| USD | 198.5008 | 202.9992 |
| GBP | 267.6991 | 276.1239 |
| EUR | 223.8242 | 232.6478 |
| JPY | 1.7025 | 1.7672 |

Indicative USD Spot Exchange Rate



Source: Central Bank of Sri Lanka

Gold Price

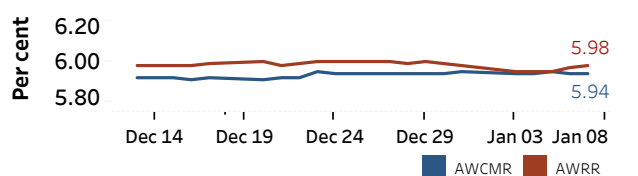


Source: Reuters

Money Market

Policy Rates: SDF Rate: 5.00% SLF Rate: 6.00% Bank Rate: 9.00% SRR: 4.00%

Overnight Money Market Rates



06-Jan-22 07-Jan-22

Overnight Liquidity (Rs. bn) -332.22 -324.45

Yield Rates of T-Bills

| | Primary Market 31-Dec-21 | Secondary Market 06-Jan-22 |
|---------|-----------------------------|-------------------------------|
| 91 Day | 8.16 | 7.63 |
| 182 Day | 8.33 | 8.08 |
| 364 Day | 8.24 | 8.06 |

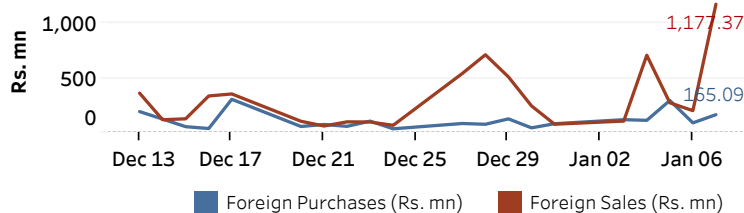
Source: Central Bank of Sri Lanka

Share Market

| 07-Jan-22 | | |
|-----------------|---|-----------|
| ASPI | ▲ | 13,280.94 |
| S&P SL20 | ▲ | 4,554.99 |
| Daily Turnover | | |
| Rs.11,644.36 mn | | |

| Market Capitalisation | PE Ratio |
|-----------------------|----------|
| Rs. 5,965.36 bn | 14.8 |

Foreign Purchases and Sales



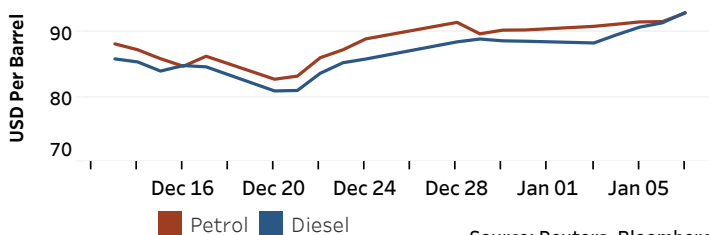
Source: Colombo Stock Exchange

Energy

USD per Barrel

Petroleum Products

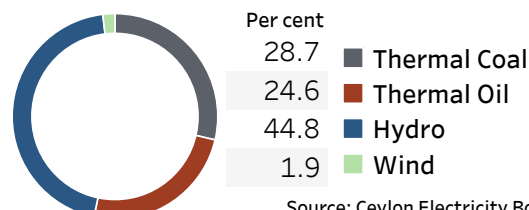
| Crude Oil | | | Refined (Singapore Platts) | | |
|-------------|-----------|-------|----------------------------|--------|----------|
| 10-Jan-22 * | 06-Jan-22 | | 07-Jan-22 | | |
| Brent | WTI | OPEC | Petrol | Diesel | Kerosene |
| 81.85 | 78.91 | 80.80 | 92.97 | 93.04 | 91.05 |



Source: Reuters, Bloomberg

Electricity Generation

| 07-Jan-22 | |
|--------------------|----------|
| Total Energy (GWh) | 46.03 |
| Peak Demand (MW) | 2,370.40 |



Source: Ceylon Electricity Board