

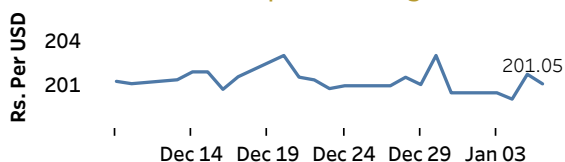


Real GDP 2021 Q3: -1.5% NCPI Y-o-Y Change (2013=100) Nov: 11.1% CCPI Y-o-Y Change (2013=100) Dec: 12.1%

Exchange Rates

06-Jan-22	TT Buying	TT Selling
Rs. Per Unit		
USD	198.5008	202.9992
GBP	267.6296	276.0530
EUR	224.0627	232.8909
JPY	1.7019	1.7666

Indicative USD Spot Exchange Rate



Source: Central Bank of Sri Lanka

Gold Price

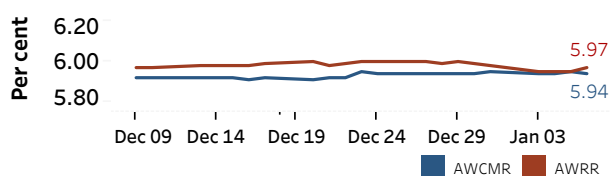


Source: Reuters

Money Market

Policy Rates: SDF Rate: 5.00% SLF Rate: 6.00% Bank Rate: 9.00% SRR: 4.00%

Overnight Money Market Rates



05-Jan-22 06-Jan-22

Overnight Liquidity (Rs. bn) -312.80 -332.22

Yield Rates of T-Bills

	Primary Market 31-Dec-21	Secondary Market 05-Jan-22
91 Day	8.16	7.86
182 Day	8.33	8.08
364 Day	8.24	8.06

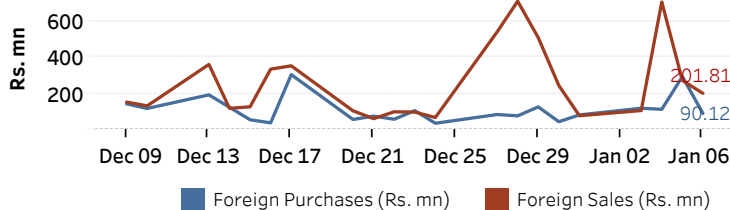
Source: Central Bank of Sri Lanka

Share Market

06-Jan-22		
ASPI	▲	13,169.40
S&P SL20	▲	4,515.09
Daily Turnover		
Rs. 9,464.64 mn		

Market Capitalisation	PE Ratio
Rs. 5,912.73 bn	14.7

Foreign Purchases and Sales



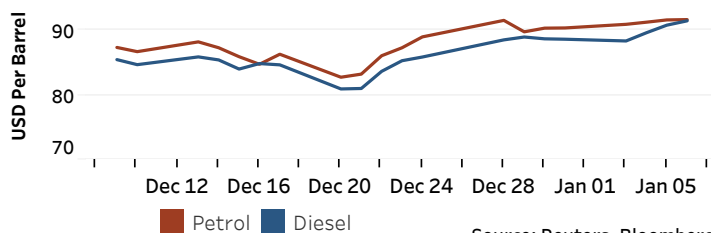
Source: Colombo Stock Exchange

Energy

USD per Barrel

Petroleum Products

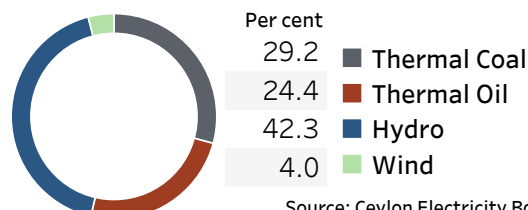
Crude Oil			Refined (Singapore Platts)		
07-Jan-22 *	04-Jan-22	06-Jan-22			
Brent	WTI	OPEC	Petrol	Diesel	Kerosene
82.41	79.92	78.93	91.65	91.46	89.45



Source: Reuters, Bloomberg

Electricity Generation

06-Jan-22	
Total Energy (GWh)	45.12
Peak Demand (MW)	2,397.80



Source: Ceylon Electricity Board