

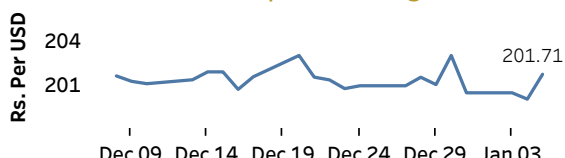


Real GDP 2021 Q3: -1.5% NCPI Y-o-Y Change (2013=100) Nov: 11.1% CCPI Y-o-Y Change (2013=100) Dec: 12.1%

Exchange Rates

05-Jan-22	TT Buying	TT Selling
Rs. Per Unit		
USD	198.5008	202.9992
GBP	267.4201	275.8410
EUR	223.5556	232.3746
JPY	1.7007	1.7653

Indicative USD Spot Exchange Rate



Source: Central Bank of Sri Lanka

Gold Price

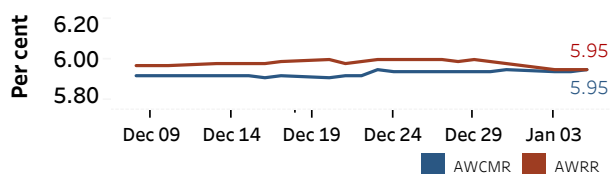


Source: Reuters

Money Market

Policy Rates: SDF Rate: 5.00% SLF Rate: 6.00% Bank Rate: 9.00% SRR: 4.00%

Overnight Money Market Rates



04-Jan-22 05-Jan-22

Overnight Liquidity (Rs. bn) -303.41 -312.80

Yield Rates of T-Bills

	Primary Market 31-Dec-21	Secondary Market 04-Jan-22
91 Day	8.16	7.86
182 Day	8.33	8.09
364 Day	8.24	8.11

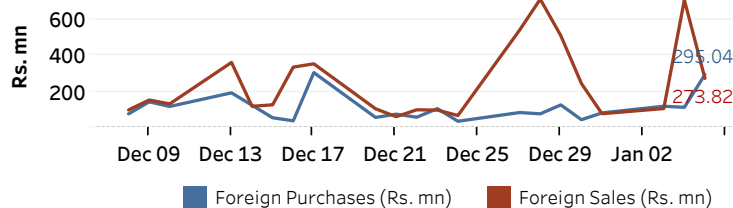
Source: Central Bank of Sri Lanka

Share Market

05-Jan-22		
ASPI	▲	13,076.91
S&P SL20	▲	4,480.15
Daily Turnover		
Rs.15,560.61 mn		

Market Capitalisation	PE Ratio
Rs. 5,871.20 bn	14.6

Foreign Purchases and Sales

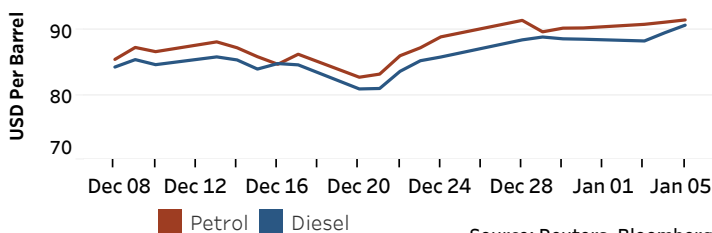


Source: Colombo Stock Exchange

Energy

Petroleum Products

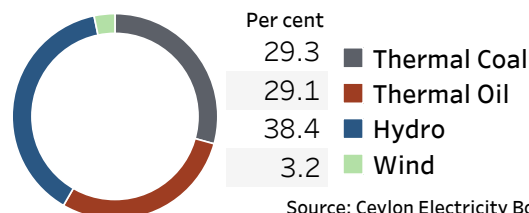
Crude Oil			Refined (Singapore Platts)		
06-Jan-22 *	04-Jan-22	05-Jan-22	Petrol	Diesel	Kerosene
Brent	WTI	OPEC			
79.80	76.99	78.93	91.60	90.79	88.32



Source: Reuters, Bloomberg

Electricity Generation

05-Jan-22	
Total Energy (GWh)	45.06
Peak Demand (MW)	2,536.40



Source: Ceylon Electricity Board