

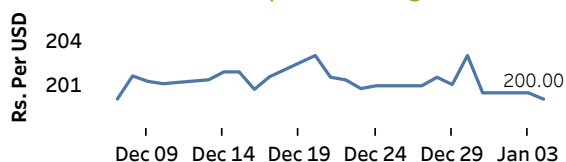


Real GDP 2021 Q3: -1.5% NCPI Y-o-Y Change (2013=100) Nov: 11.1% CCPI Y-o-Y Change (2013=100) Dec: 12.1%

Exchange Rates

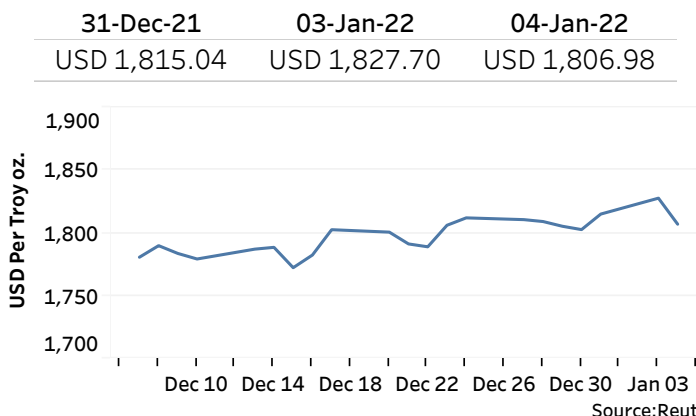
04-Jan-22	TT Buying	TT Selling
Rs. Per Unit		
USD	198.5008	202.9992
GBP	266.3000	274.7035
EUR	223.9533	232.7795
JPY	1.7094	1.7742

Indicative USD Spot Exchange Rate



Source: Central Bank of Sri Lanka

Gold Price

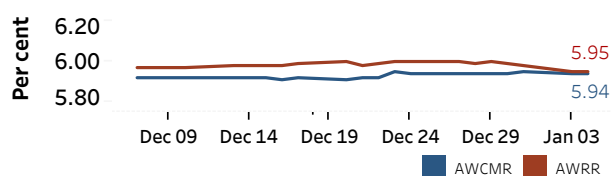


Source: Reuters

Money Market

Policy Rates: SDF Rate: 5.00% SLF Rate: 6.00% Bank Rate: 9.00% SRR: 4.00%

Overnight Money Market Rates



03-Jan-22 04-Jan-22

Overnight Liquidity (Rs. bn) -335.75 -303.41

Yield Rates of T-Bills

	Primary Market	Secondary Market
	31-Dec-21	03-Jan-22
91 Day	8.16	7.82
182 Day	8.33	8.20
364 Day	8.24	8.11

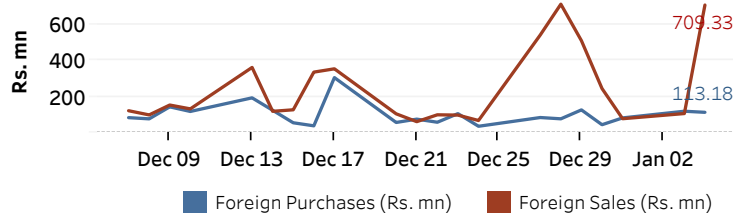
Source: Central Bank of Sri Lanka

Share Market

04-Jan-22		
ASPI	▲	12,800.54
S&P SL20	▲	4,377.06
Daily Turnover		
Rs.10,813.70 mn		

Market Capitalisation	PE Ratio
Rs. 5,747.12 bn	14.3

Foreign Purchases and Sales



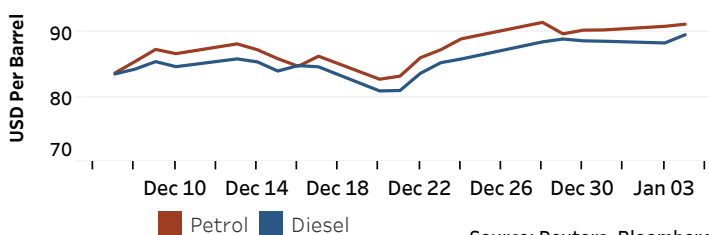
Source: Colombo Stock Exchange

Energy

USD per Barrel

Petroleum Products

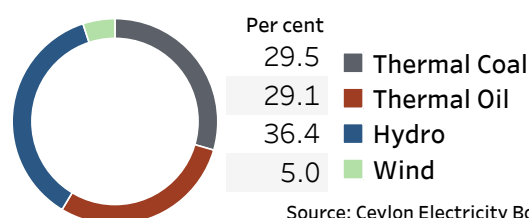
Crude Oil			Refined (Singapore Platts)		
05-Jan-22 *	03-Jan-22		04-Jan-22		
Brent	WTI	OPEC	Petrol	Diesel	Kerosene
79.75	76.77	78.00	91.25	89.62	87.62



Source: Reuters, Bloomberg

Electricity Generation

04-Jan-22	
Total Energy (GWh)	44.73
Peak Demand (MW)	2,579.70



Source: Ceylon Electricity Board