

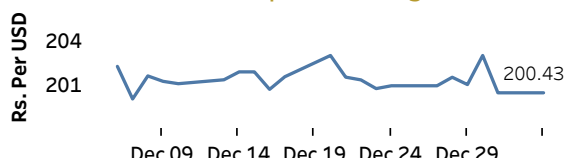


Real GDP 2021 Q3: -1.5% NCPI Y-o-Y Change (2013=100) Nov: 11.1% CCPI Y-o-Y Change (2013=100) Dec: 12.1%

Exchange Rates

03-Jan-22	TT Buying	TT Selling
Rs. Per Unit		
USD	198.5008	202.9992
GBP	267.0423	275.4563
EUR	224.8891	233.7299
JPY	1.7121	1.7769

Indicative USD Spot Exchange Rate



Source: Central Bank of Sri Lanka

Gold Price

30-Dec-21	31-Dec-21	03-Jan-22
USD 1,802.68	USD 1,815.04	USD 1,827.70

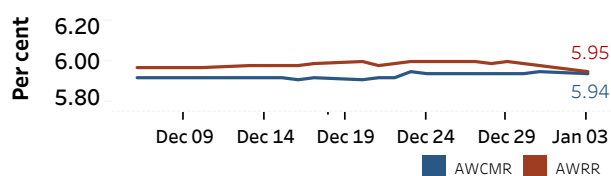


Source: Reuters

Money Market

Policy Rates: SDF Rate: 5.00% SLF Rate: 6.00% Bank Rate: 9.00% SRR: 4.00%

Overnight Money Market Rates



31-Dec-21 03-Jan-22

Overnight Liquidity (Rs. bn) -366.25 -335.75

Yield Rates of T-Bills

	Primary Market	Secondary Market
	31-Dec-21	31-Dec-21
91 Day	8.16	8.08
182 Day	8.33	8.20
364 Day	8.24	8.06

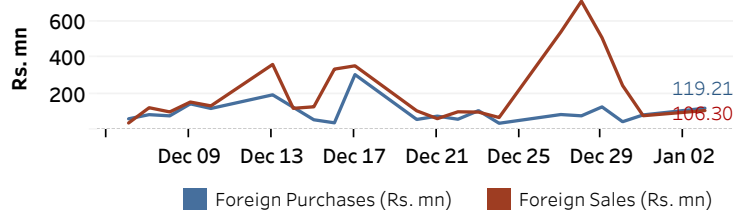
Source: Central Bank of Sri Lanka

Share Market

03-Jan-22		
ASPI	▲	12,625.82
S&P SL20	▲	4,343.35
Daily Turnover		
Rs.9,639.79 mn		

Market Capitalisation	PE Ratio
Rs. 5,668.67 bn	14.1

Foreign Purchases and Sales

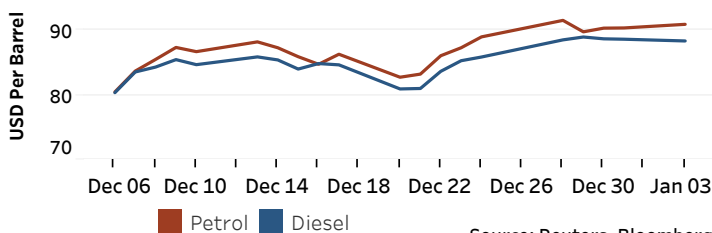


Source: Colombo Stock Exchange

Energy

Petroleum Products

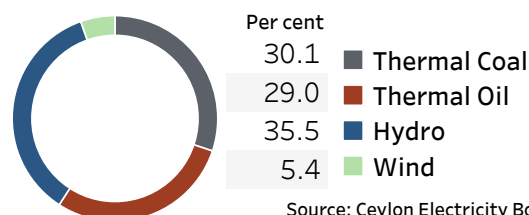
Crude Oil			Refined (Singapore Platts)		
04-Jan-22 *	31-Dec-21		03-Jan-22		
Brent	WTI	OPEC	Petrol	Diesel	Kerosene
78.95	76.05	77.97	90.92	88.35	86.62



Source: Reuters, Bloomberg

Electricity Generation

03-Jan-22	
Total Energy (GWh)	43.54
Peak Demand (MW)	2,465.60



Source: Ceylon Electricity Board