

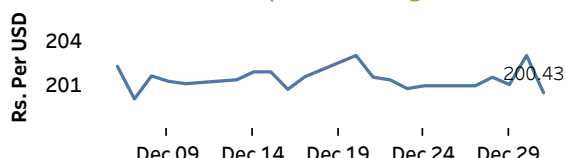


Real GDP 2021 Q3: -1.5% NCPI Y-o-Y Change (2013=100) Nov: 11.1% CCPI Y-o-Y Change (2013=100) Dec: 12.1%

Exchange Rates

31-Dec-21	TT Buying	TT Selling
Rs. Per Unit		
USD	198.5008	202.9992
GBP	266.6779	275.0881
EUR	224.1969	233.0274
JPY	1.7147	1.7796

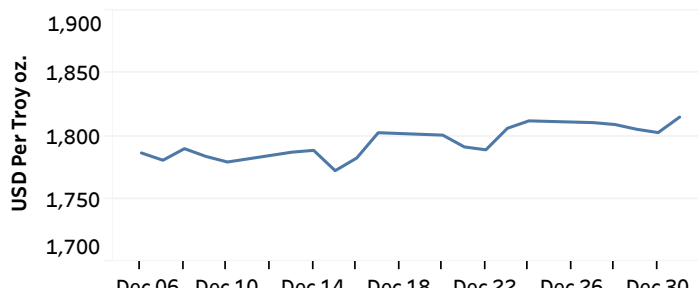
Indicative USD Spot Exchange Rate



Source: Central Bank of Sri Lanka

Gold Price

29-Dec-21	30-Dec-21	31-Dec-21
USD 1,805.34	USD 1,802.68	USD 1,815.04

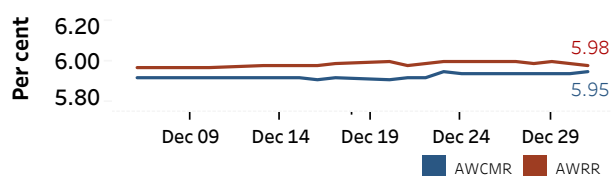


Source: Reuters

Money Market

Policy Rates: SDF Rate: 5.00% SLF Rate: 6.00% Bank Rate: 9.00% SRR: 4.00%

Overnight Money Market Rates



30-Dec-21 31-Dec-21

Overnight Liquidity (Rs. bn) -353.19 -366.25

Yield Rates of T-Bills

	Primary Market	Secondary Market
	24-Dec-21	30-Dec-21
91 Day	7.71	7.51
182 Day	8.10	7.88
364 Day	8.02	8.26

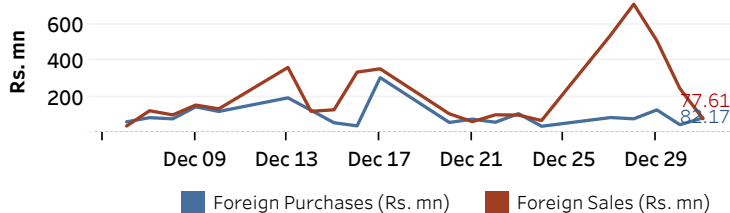
Source: Central Bank of Sri Lanka

Share Market

31-Dec-21		
ASPI	▲	12,226.01
S&P SL20	▲	4,233.25
Daily Turnover		
Rs. 8,238.42 mn		

Market Capitalisation	PE Ratio
Rs. 5,489.17 bn	13.6

Foreign Purchases and Sales



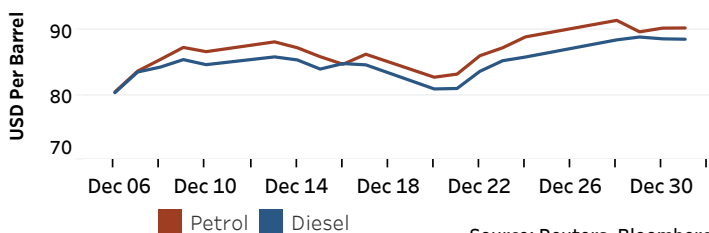
Source: Colombo Stock Exchange

Energy

USD per Barrel

Petroleum Products

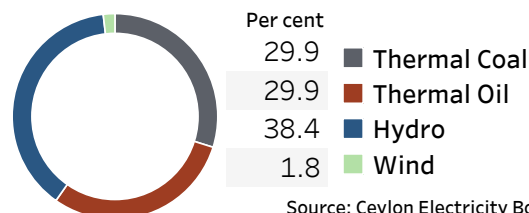
Crude Oil			Refined (Singapore Platts)		
03-Jan-22 *	17-Dec-21		31-Dec-21		
Brent	WTI	OPEC	Petrol	Diesel	Kerosene
78.01	75.47	74.23	90.36	88.62	86.93



Source: Reuters, Bloomberg

Electricity Generation

	31-Dec-21
Total Energy (GWh)	43.96
Peak Demand (MW)	2,440.20



Source: Ceylon Electricity Board